MVP XTREME 8XM12, 4 POLE FIXED CABLE

15m PUR, 8x0.5+3x1.0, bl halogen free UL/CSA

Xtreme - Outdoor
15.0 m
8-way distribution boxes M12
4-pole
with LED for digital PNP-signals 24 V DC
Further cable lengths on request.

Linkki tuotteeseen

Kuvat

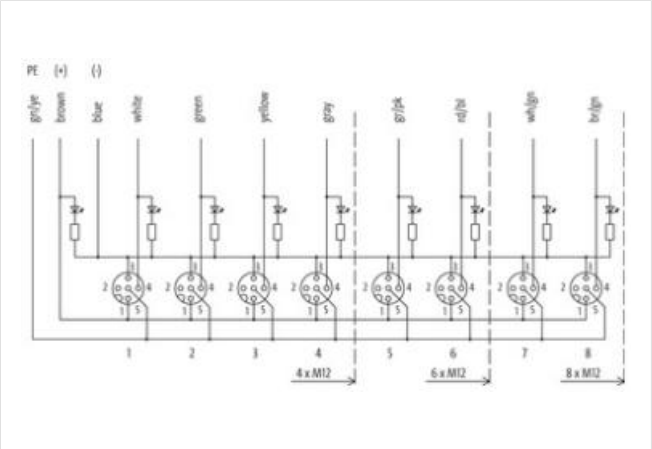

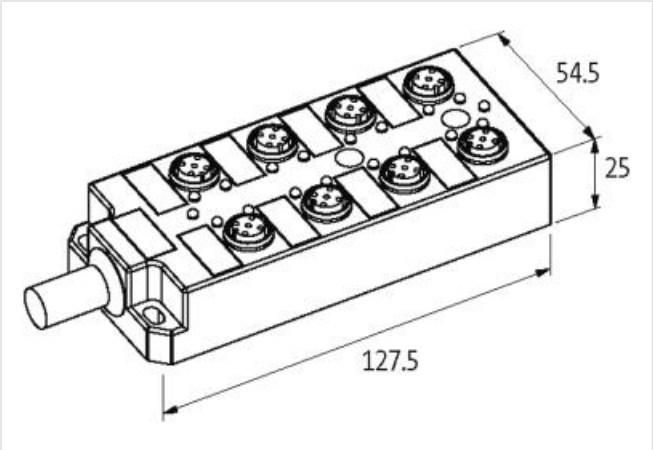

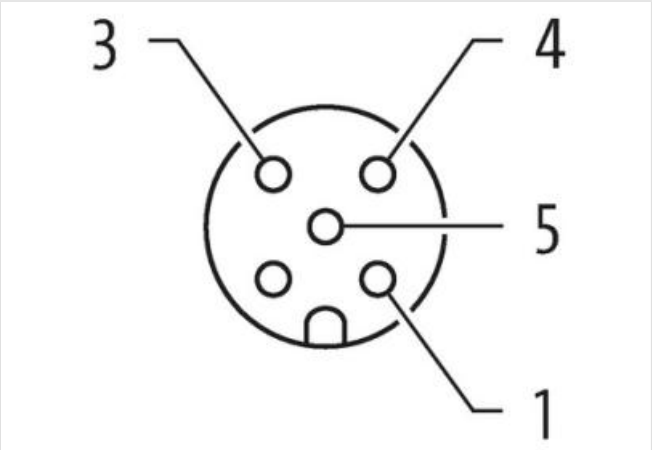

Tuote voi erota kuvassa olevasta

Kaupalliset tiedot

ECLASS-6.0	27143423
ECLASS-6.1	27279219
ECLASS-7.0	27279219
ECLASS-8.0	27279219

Tämän tietolomakkeen tiedot on laadittu suurimmalla mahdollisella huolellisuudella.
Vahingonkorvausvastuu koskien tietojen oikeellisuutta, laajuutta ja ajankohtaisuutta kattaa ainoastaan törkeän laiminlyönnin. Versio: 01.05.2024

ECLASS-9.0	27440108
ECLASS-10.1	27440108
ECLASS-11.1	27440108
ECLASS-12.0	27440108
ETIM-5.0	EC002585
GTIN	4048879314961
Pakkauskoko	1
Tullinumero	85444290
Electrical data | Supply	
Operating voltage DC	24 V
Current operating per contact max.	4 A
Installation | Connection	
Tightening torque	0,6 Nm
Mounting set	M12 x 1
Device protection | Electrical	
Degree of protection (EN IEC 60529)	IP65, IP67, IP68
Mechanical data | Material data	
Material housing	Plastic
Mechanical data | Mounting data	
Mounting method	inserted, screwed, Shaking protection
Environmental characteristics | Climatic	
Operating temperature min.	-30 °C
Operating temperature max.	85 °C
Additional condition temperature range	depending on cable quality
Installation | Cable	
Cable identification	445
Jacket Color	black
Type of Certificate	cURus
Amount stranding	1
Stranding	2 wires with 2 Core filler twisted
Stranding factor min.	51 mm
Stranding factor max.	51 mm
Amount stranding (type 2)	1
Stranding (type 2)	9 wires around Stranding combination counter-rotating twisted
Stranding factor min. (type 2)	100 mm
Stranding factor max. (type 2)	100 mm
Banding	Fleece
wire arrangement	white, yellow, (blue, brown, green-yellow, gray, white-pink, red-blue, green, green-white, brown-green)
Cable weigth	113,3 g/m
Material jacket	PUR
Shore hardness jacket	94 ± 5 Shore A
Freedom from ingredients (jacket)	lead-free, cadmium-free, CFC-free, halogen-free, silicone-free, LABS-free
Outer-diameter (jacket)	9 mm
Tolerance outer diameter (sheath)	± 5 %
Material wire insulation	TPE-E
Amount wires	8
Outer diameter insulation	1,6 mm
Outer diameter tolerance core insulation	± 5 %
Shore hardness wire insulation	55 ± 3 Shore D
Ingredient freeness wire insulation	lead-free, cadmium-free, CFC-free, halogen-free, silicone-free, LABS-free
Amount strands (wire)	64

Tämän tietolomakkeen tiedot on laadittu suurimmalla mahdollisella huolellisuudella.
Vahingonkorvausvastuu koskien tietojen oikeellisuutta, laajuutta ja ajankohtaisuutta kattaa ainoastaan törkeän laiminlyönnin. Versio: 01.05.2024

Diameter of single wires	0,1 mm
Conductor crosssection (wire)	0,5 mm²
Material conductor wire	Stranded copper wire, bare
Conductor type (wire)	strand class 6
Material wire insulation (Data)	TPE-E
Outer diameter wire insulation (Data)	2,1 mm
Tolerance outer diameter wire insulation (data)	± 5 %
Shore hardness wire insulation (Data)	55 ± 3 Shore D
Ingredient freeness wire insulation (Data)	lead-free, cadmium-free, CFC-free, halogen-free, silicone-free, LABS-free
Amount wires (Data)	3
Amount strands wire (Data)	128
Diameter of single wires (Data)	0,1 mm
Conductor crosssection wire (Data)	1 mm²
Material conductor wire (Data)	Stranded copper wire, bare
Wire conductor type (Data)	strand class 6
Travel speed (C-track)	5 Mio. @ 25 °C
Max. rated voltage (conductor - conductor)	500 V
Max. rated voltage (conductor - ground)	300 V
Current load capacity (standard)	to DIN VDE 0298-4
Current load capacity min. wire	5,9 A
Current load capacity min. Wire (Data)	15 A
Electrical resistance line constant wire	39 Ω/km @ 20 °C
Electrical resistance coating wire (Data)	19,5 Ω/km @ 20 °C
AC withstand voltage (wire - wire)	2 kV @ 60 s
Power frequency withstand voltage (wire - jacket)	2 kV @ 60 s
Min. operating temperature (static)	-40 °C
Max. operating temperature (fixed)	90 °C
Operating temperature min. (dynamic)	-40 °C
Operating temperature max. (dynamic)	90 °C
Flame resistance	UL 1581 § 1100 FT2 | UL 1581 § 1090 | IEC 60332-2-2
chemical resistance	Good, application-related testing
Gasoline resistance	Good, application-related testing
Oil resistance	Good, application-related testing | DIN EN 60811-404
Bending radius (installation)	x Outer diameter
Bending radius (fixed)	x Outer diameter
Bending radius (dynamic)	10 x Outer diameter
No. of torsion cycles	0,5 Mio.
Torsion stress	± 180 °/m
Connection type 2	
Family construction form	free cable end
No. of poles	11
Family construction form	M12
Gender	female
Color contact carrier	black
Coding	A
No. of poles	4
PIN 1	+
PIN 2	n.c.
PIN 3	-
PIN 4	NO S 1
PIN 5	PE

Tämän tietolomakkeen tiedot on laadittu suurimmalla mahdollisella huolellisuudella.
Vahingonkorvausvastuu koskien tietojen oikeellisuutta, laajuutta ja ajankohtaisuutta kattaa ainoastaan törkeän laiminlyönnin. Versio: 01.05.2024