

M12 female recept. A-cod. shielded rear

TPE 4x2x24AWG SF/UTP CAT5e bu UL/CSA. CM 10m

Ethernet CAT5

Flange female

M12, 8-pole

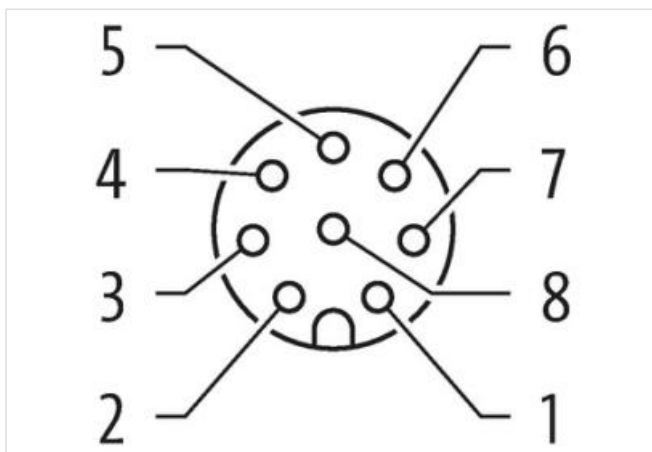
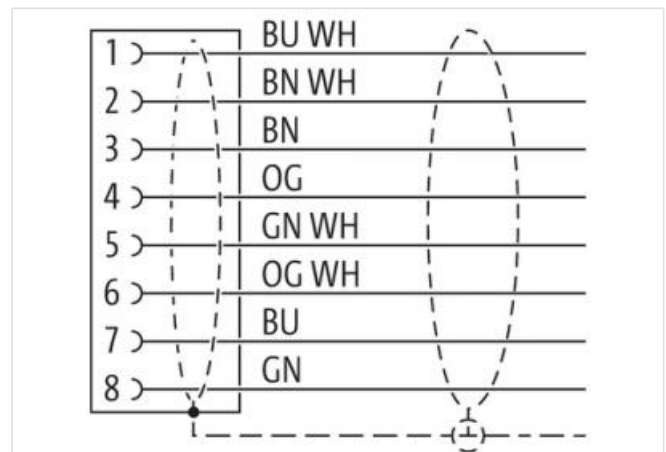
shielded

Rear mounting


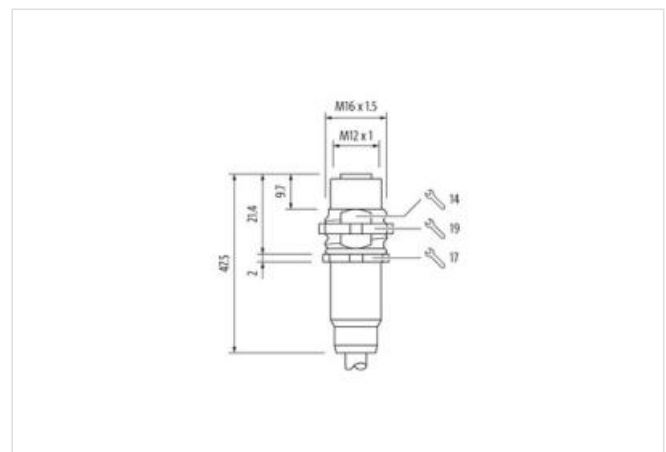
USA

Further cable lengths on request.

The resistance to aggressive media should be individually tested for your application. Further details on request.

[Link to Product](#)**Illustration**

Product may differ from Image



Cable length

10 m

Side 1

| | |
|---|---|
| Mounting method | inserted, screwed |
| Family construction form | M12 |
| Coding | A |
| No. of poles | 8 |
| Degree of protection (EN IEC 60529) | IP67 |
| Side 2 | |
| Family construction form | free cable end |
| Commercial data | |
| ECLASS-6.0 | 27279218 |
| ECLASS-7.0 | 27279218 |
| ECLASS-8.0 | 27279218 |
| ECLASS-9.0 | 27060311 |
| ECLASS-10.1 | 27440103 |
| ECLASS-11.1 | 27440103 |
| ECLASS-12.0 | 27440103 |
| ETIM-5.0 | EC002599 |
| customs tariff number | 85444290 |
| GTIN | 4048879602563 |
| Packaging unit | 1 |
| Electrical data Supply | |
| Operating voltage DC max. | 60 V |
| Operating voltage AC (UL-listed) | 30 V |
| Operating voltage DC (UL-listed) | 30 V |
| Current operating per contact max. | 1,5 A |
| Industrial communication | |
| Transfer parameters | CAT5, Class D (ISO/IEC 11801:2002), (EN 50173-1) |
| Data transmission rate max. | 1000 MBit/s |
| Device protection Electrical | |
| Protection NEMA | 3, 4, 6P |
| Additional condition protection degree | inserted, screwed |
| Pollution Degree | 3 |
| Rated surge voltage | 0,8 kV |
| Material group (IEC 60664-1) | I |
| Mechanical data | |
| Contour for corrugated hose | without |
| Environmental characteristics Climatic | |
| Operating temperature min. | -25 °C |
| Operating temperature max. | 85 °C |
| Additional condition temperature range | depending on cable quality |
| Important installation notes | |
| Note on strain relief | Protect the connectors by suitable measures from mechanical loads, e.g. by the usage of cable ties. |
| Note on bending radius | Attention: Observe the permissible bending radii when laying cables, as the IP protection class can be endangered by excessive bending forces. |
| Conformity | |
| Product standard | DIN EN 61076-2-101 (M12) |
| Approvals | |
| UL 50E | yes |
| Installation Cable | |
| Cable identification | S4W |
| Jacket Color | blue |

| | |
|---|--|
| Type of Certificate | cURus |
| Amount stranding | 4 |
| Stranding | 2 wires twisted |
| Stranding (type 2) | 4 Stranded joints twisted |
| Banding | Foil |
| wire arrangement | (orange-white, orange), (blue-white, blue), (brown-white, brown), (green-white, green) |
| Cable weight | 74,8 g/m |
| Material jacket | TPE |
| Freedom from ingredients (jacket) | lead-free, CFC-free |
| Outer-diameter (jacket) | 7,6 mm |
| Tolerance outer diameter (sheath) | ± 5 % |
| Material wire insulation | HDPE |
| Amount wires | 8 |
| Outer diameter insulation | 1,17 mm |
| Outer diameter tolerance core insulation | ± 5 % |
| Ingredient freeness wire insulation | lead-free, CFC-free |
| Amount strands (wire) | 7 |
| Diameter of single wires | 24 AWG |
| Conductor crosssection (wire) | 24 AWG |
| Material conductor wire | copper stranded wire, tinned |
| Nominal voltage AC max. | 300 V |
| Current load capacity (standard) | to DIN VDE 0298-4 |
| Current load capacity min. wire | 4 A |
| Electrical resistance line constant wire | 59 Ω/km @ 20 °C |
| AC withstand voltage (wire - wire) | 3 kV @ 60 s |
| Electrical capacity line constant (wire - wire) | 49000 pF/km |
| Power frequency withstand voltage (wire - jacket) | 3 kV @ 60 s |
| Min. operating temperature (static) | -40 °C |
| Max. operating temperature (fixed) | 80 °C |
| Operating temperature min. (dynamic) | -5 °C |
| Operating temperature max. (dynamic) | 70 °C |
| Flame resistance | UL 1581 § 1100 FT2 UL 1581 § 1090 IEC 60332-2-2 |
| chemical resistance | Good, application-related testing |
| Gasoline resistance | Good, application-related testing |
| Oil resistance | DIN EN 60811-404 Good, application-related testing |
| Bending radius (fixed) | 5 x Outer diameter |
| Bending radius (dynamic) | 10 x Outer diameter |
| Travel speed (C-track) | 1 Mio. @ 25 °C |
| No. of torsion cycles | 3 Mio. 25 °C |
| Torsion stress | ± 270 °/m |