

**M12 female recept. D-cod. shielded rear**

TPE 22AWG SF/UTP CAT5e gn UL/CSA. ITC/PLTC 7.5m

Ethernet CAT5

Flange female

M12, 4-pole

D-coded

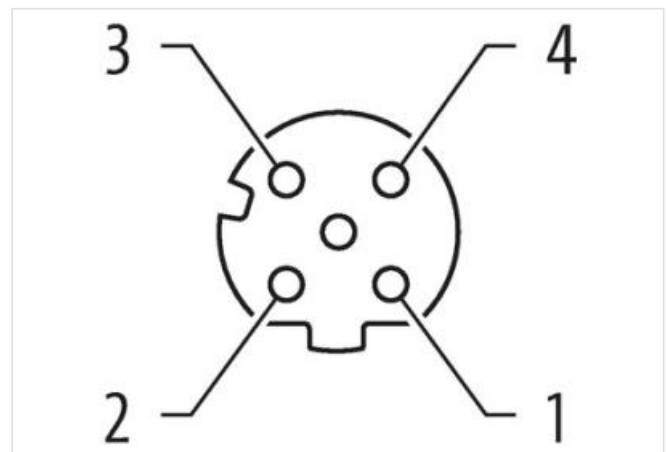
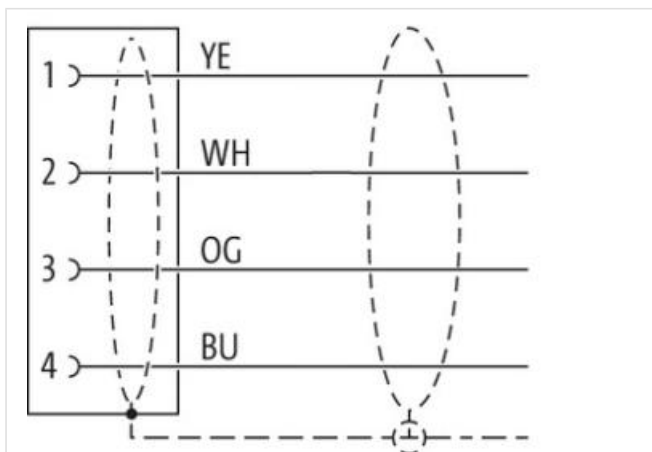
shielded

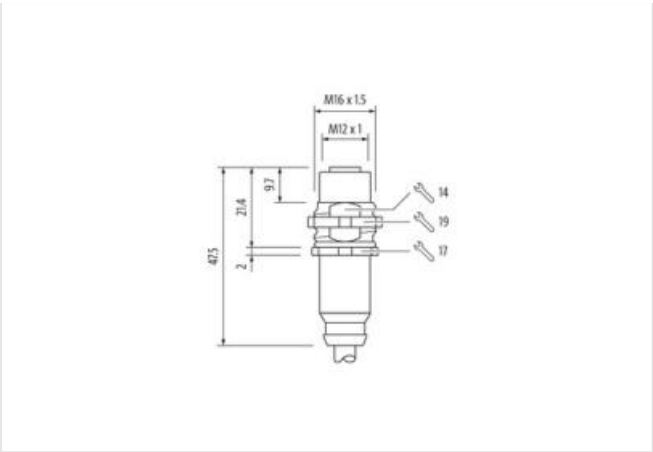
Rear mounting

USA

Further cable lengths on request.

The resistance to aggressive media should be individually tested for your application. Further details on request.

[Link to Product](#)**Illustration**



Product may differ from Image



Cable length	7,5 m
Side 1	
Mounting method	inserted, screwed
Family construction form	M12
suitable for corrugated tube (internal Ø)	10 mm
No. of poles	4
Width across flats	SW14
Degree of protection (EN IEC 60529)	IP67
Side 2	
Family construction form	free cable end
Commercial data	
ECLASS-6.0	27279220
ECLASS-7.0	27440103
ECLASS-8.0	27440103
ECLASS-9.0	27440103
ECLASS-10.1	27440103
ECLASS-11.1	27440103
ECLASS-12.0	27440103
ETIM-5.0	EC002599
customs tariff number	85444290
GTIN	4048879602402
Packaging unit	1
Electrical data   Supply	
Operating voltage DC max.	60 V
Current operating per contact max.	1,5 A
Industrial communication	
Transfer parameters	CAT5, Class D (ISO/IEC 11801:2002), (EN 50173-1)
Data transmission rate max.	100 MBit/s
Industrial communication   Ethernet functionality	
duplex	Full duplex
Device protection   Electrical	

Protection NEMA	3, 4, 6P
Additional condition protection degree	inserted, screwed
Pollution Degree	3
Rated surge voltage	1,5 kV
Material group (IEC 60664-1)	I

#### Environmental characteristics | Climatic

Operating temperature min.	-25 °C
Operating temperature max.	85 °C
Additional condition temperature range	depending on cable quality

#### Important installation notes

Note on strain relief	Protect the connectors by suitable measures from mechanical loads, e.g. by the usage of cable ties.
Note on bending radius	<b>Attention:</b> Observe the permissible bending radii when laying cables, as the IP protection class can be endangered by excessive bending forces.

#### Installation | Cable

Cable identification	S7V
Jacket Color	green
Type of Certificate	cURus
Amount stranding	2
Stranding	2 wires twisted
Amount stranding (type 2)	1
Stranding (type 2)	2 Stranded joints twisted
Cable shielding (type)	copper braid, tinned
Cable shielding (coverage)	75 %
Banding	Foil
wire arrangement	(white, blue), (orange, yellow)
Cable weight	74,8 g/m
Material jacket	TPE
Freedom from ingredients (jacket)	lead-free, CFC-free, halogen-free
Outer-diameter (jacket)	7,87 mm
Tolerance outer diameter (sheath)	± 5 %
Material wire insulation	HDPE
Amount wires	4
Outer diameter insulation	1,47 mm
Outer diameter tolerance core insulation	± 5 %
Ingredient freeness wire insulation	lead-free, CFC-free, halogen-free
Amount strands (wire)	19
Diameter of single wires	22 AWG
Conductor crosssection (wire)	22 AWG
Material conductor wire	copper stranded wire, tinned
Nominal voltage AC max.	600 V
Min. operating temperature (static)	-40 °C
Max. operating temperature (fixed)	80 °C
UV resistance	DIN EN ISO 4892-2 A
Flame resistance	IEC 60332-2-2   UL 1581 § 1100 FT2   UL 1581 § 1090
chemical resistance	Good, application-related testing
Gasoline resistance	Good, application-related testing
Oil resistance	Good, application-related testing   DIN EN 60811-404
Bending radius (fixed)	8 x Outer diameter
Travel speed (C-track)	35 Mio. @ 25 °C
No. of torsion cycles	5 Mio. 25 °C
Torsion stress	± 180 °/m