

M12 female recept. D-cod. shielded rear

TPE 2x2x24AWG SF/UTP CAT5e bu UL/CSA. CM 2m

Ethernet CAT5

Flange female

M12, 4-pole

D-coded

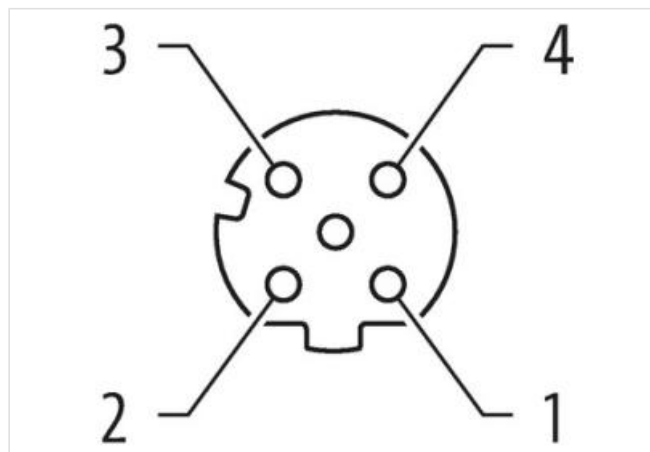
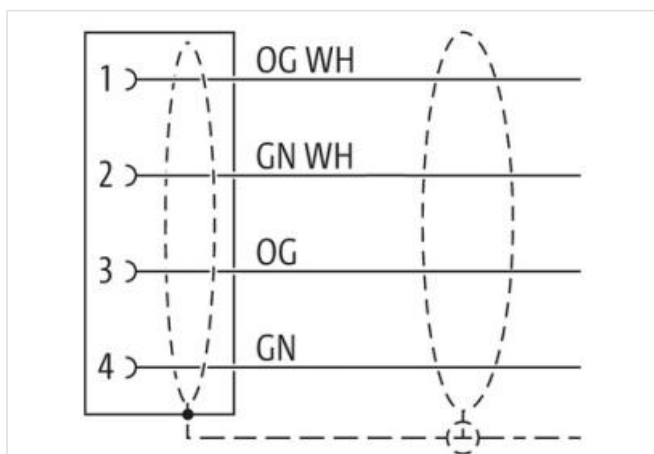
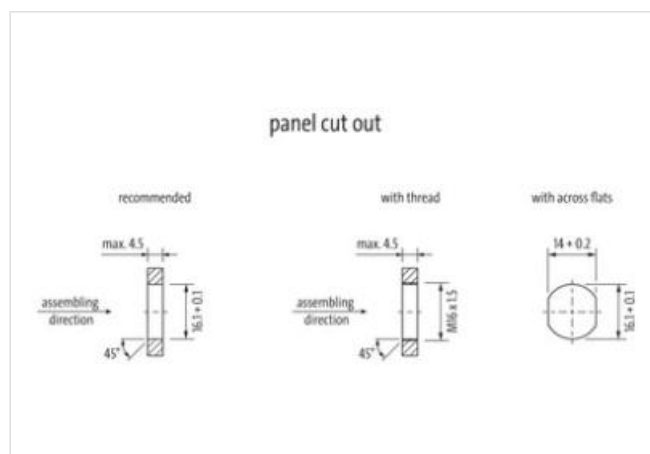
shielded

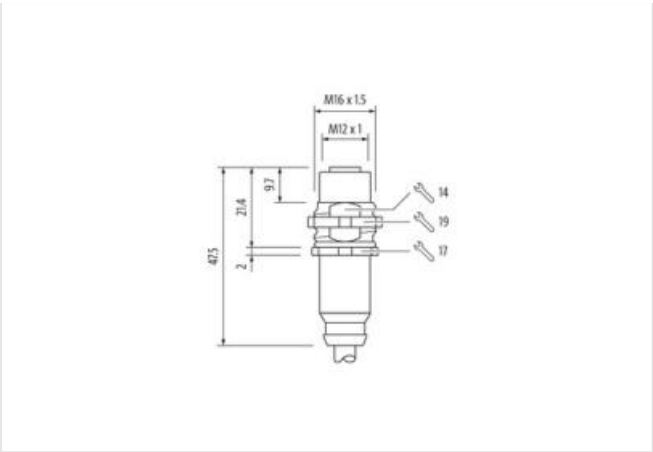
Rear mounting

USA

Further cable lengths on request.

The resistance to aggressive media should be individually tested for your application. Further details on request.

[Link to Product](#)**Illustration**



Product may differ from Image



| | |
|---|--|
| Cable length | 2 m |
| Side 1 | |
| Mounting method | inserted, screwed |
| Family construction form | M12 |
| Thread | M12 x 1 |
| Coding | D |
| No. of poles | 4 |
| Width across flats | SW14 |
| Degree of protection (EN IEC 60529) | IP67 |
| Side 2 | |
| Stripping length (jacket) | 20 mm |
| Family construction form | free cable end |
| Commercial data | |
| ECLASS-6.0 | 27279220 |
| ECLASS-7.0 | 27440103 |
| ECLASS-8.0 | 27440103 |
| ECLASS-9.0 | 27440103 |
| ECLASS-10.1 | 27440103 |
| ECLASS-11.1 | 27440103 |
| ECLASS-12.0 | 27440103 |
| ETIM-5.0 | EC002599 |
| customs tariff number | 85444290 |
| GTIN | 4048879599993 |
| Packaging unit | 1 |
| Electrical data Supply | |
| Operating voltage DC max. | 60 V |
| Current operating per contact max. | 1,5 A |
| Industrial communication | |
| Transfer parameters | CAT5, Class D (ISO/IEC 11801:2002), (EN 50173-1) |
| Data transmission rate max. | 100 MBit/s |
| Industrial communication Ethernet functionality | |

duplex

Full duplex

Installation | Connection

Stripping length (jacket) 20 mm

Device protection | Electrical

| | |
|--|-------------------|
| Protection NEMA | 3, 4, 6P |
| Additional condition protection degree | inserted, screwed |
| Pollution Degree | 3 |
| Rated surge voltage | 1,5 kV |
| Material group (IEC 60664-1) | I |

Environmental characteristics | Climatic

| | |
|--|----------------------------|
| Operating temperature min. | -25 °C |
| Operating temperature max. | 85 °C |
| Additional condition temperature range | depending on cable quality |

Important installation notes

| | |
|------------------------|---|
| Note on strain relief | Protect the connectors by suitable measures from mechanical loads, e.g. by the usage of cable ties. |
| Note on bending radius | Attention: Observe the permissible bending radii when laying cables, as the IP protection class can be endangered by excessive bending forces. |

Installation | Cable

| | |
|---|--|
| wire arrangement | (orange-white, orange), (green-white, green) |
| Cable identification | S4U |
| Jacket Color | teal |
| Type of Certificate | cURus |
| Amount stranding | 2 |
| Stranding | 2 wires twisted |
| Stranding (type 2) | 2 Stranded joints twisted |
| Cable shielding (type) | Metal fleece |
| Cable shielding (coverage) | 75 % |
| Banding | Fleece |
| wire arrangement | (orange-white, orange), (green-white, green) |
| Cable weight | 55,66 g/m |
| Material jacket | TPE |
| Freedom from ingredients (jacket) | lead-free, CFC-free |
| Outer-diameter (jacket) | 6,6 mm |
| Tolerance outer diameter (sheath) | ± 5 % |
| Material wire insulation | HDPE |
| Amount wires | 4 |
| Outer diameter insulation | 1,25 mm |
| Outer diameter tolerance core insulation | ± 5 % |
| Shore hardness wire insulation | 65 ± 3 Shore D |
| Ingredient freeness wire insulation | lead-free, cadmium-free, CFC-free, halogen-free, silicone-free |
| Amount strands (wire) | 7 |
| Diameter of single wires | 22 AWG |
| Conductor crosssection (wire) | 24 AWG |
| Material conductor wire | copper stranded wire, tinned |
| Nominal voltage AC max. | 300 V |
| Current load capacity (standard) | to DIN VDE 0298-4 |
| Current load capacity min. wire | 4,8 A |
| Electrical resistance line constant wire | 59 Ω/km @ 20 °C |
| AC withstand voltage (wire - wire) | 3 kV @ 60 s |
| Electrical capacity line constant (wire - wire) | 49000 pF/km |
| Power frequency withstand voltage (wire - jacket) | 3 kV @ 60 s |
| Min. operating temperature (static) | -40 °C |

| | |
|--------------------------------------|--|
| Max. operating temperature (fixed) | 80 °C |
| Operating temperature min. (dynamic) | -5 °C |
| Operating temperature max. (dynamic) | 70 °C |
| Flame resistance | UL 1581 § 1100 FT2 UL 1581 § 1090 IEC 60332-2-2 |
| chemical resistance | Good, application-related testing |
| Gasoline resistance | Good, application-related testing |
| Oil resistance | DIN EN 60811-404 Good, application-related testing |
| Bending radius (installation) | x Outer diameter |
| Bending radius (fixed) | 7 x Outer diameter |
| Bending radius (dynamic) | 12 x Outer diameter |