

M12 male 90° A-cod. with cable F&B Pro

TPE-S 5x0.34 bu UL robot+drag ch. 5m

Plug Connectors for Food & Beverage

Further cable lengths on request.

Male 90°

M12 F&B Pro

5-pole

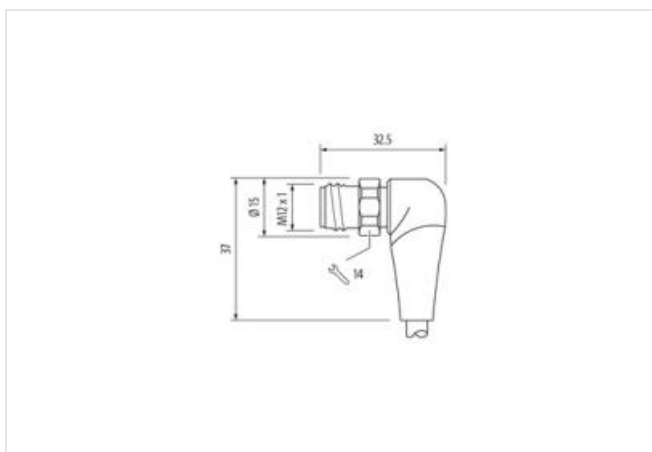

Screw, Stainless Steel 1.4404 (V4A)

without cable sleeves

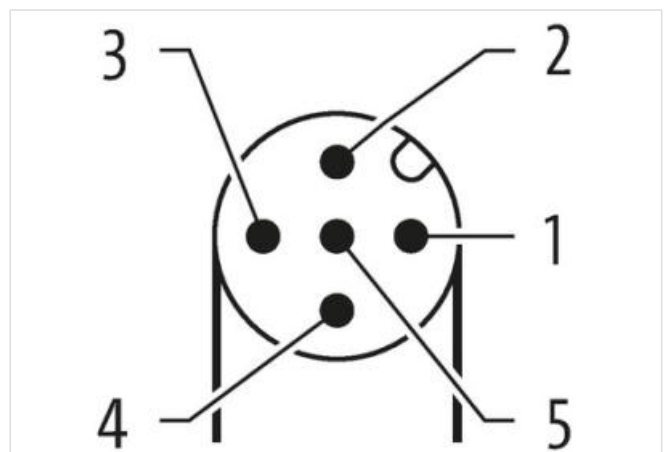
IP69K

Plastic housings with good resistance against chemicals and oils.

The resistance to aggressive media should be individually tested for your application. Further details on request.

[Link to Product](#)**Illustration**

Product may differ from Image



Cable length 5 m

Side 1

| | |
|-------------------------------------|-------------------|
| Tightening torque | 0,6 Nm |
| Mounting method | inserted, screwed |
| Coating contact | gold plated |
| Family construction form | M12 |
| Thread | M12 x 1 |
| Coding | A |
| Material contact | Copper alloy |
| No. of poles | 5 |
| Width across flats | SW14 |
| Degree of protection (EN IEC 60529) | IP65, IP68, IP69K |

Side 2

Stripping length (jacket) 20 mm

Commercial data

| | |
|-----------------------|---------------|
| ECLASS-6.0 | 27279218 |
| ECLASS-6.1 | 27279218 |
| ECLASS-7.0 | 27279218 |
| ECLASS-8.0 | 27279218 |
| ECLASS-9.0 | 27060311 |
| ECLASS-10.1 | 27060311 |
| ECLASS-11.1 | 27060311 |
| ECLASS-12.0 | 27060311 |
| ETIM-5.0 | EC001855 |
| customs tariff number | 85444290 |
| GTIN | 4048879738477 |
| Packaging unit | 1 |

Electrical data | Supply

| | |
|------------------------------------|-------|
| Operating voltage AC max. | 125 V |
| Operating voltage DC max. | 125 V |
| Operating voltage AC (UL-listed) | 30 V |
| Operating voltage DC (UL-listed) | 30 V |
| Current operating per contact max. | 4 A |

Diagnostics

Status indication LED no

Installation | Connection

Stripping length (jacket) 20 mm

Device protection | Electrical

| | |
|--|-------------------|
| Additional condition protection degree | inserted, screwed |
| Pollution Degree | 3 |
| Rated surge voltage | 1,5 kV |
| Material group (IEC 60664-1) | I |

Mechanical data

Contour for corrugated hose without

Mechanical data | Material data

| | |
|--------------------------|------------------------------|
| Color contact carrier | ice blue |
| Material housing | PP |
| Material contact carrier | PP |
| Locking material | Stainless steel 1.4404 (V4A) |

Mechanical data | Mounting data

| Environmental characteristics Climatic | |
|--|----------------------------|
| Operating temperature min. | -40 °C |
| Operating temperature max. | 105 °C |
| Additional condition temperature range | depending on cable quality |

| | |
|------------------------|---|
| Note on strain relief | Protect the connectors by suitable measures from mechanical loads, e.g. by the usage of cable ties. |
| Note on bending radius | Attention: Observe the permissible bending radii when laying cables, as the IP protection class can be endangered by excessive bending forces. |

| | |
|------------------|---------------------------------------|
| Product standard | DIN EN 61076-2-101 (M12), FDA conform |
|------------------|---------------------------------------|

| | |
|--|--|
| Cable identification | 339 |
| Jacket Color | blue |
| Amount stranding | 1 |
| Stranding | 5 wires around Core filler twisted |
| wire arrangement | brown, black, blue, white, green-yellow |
| Cable weigth | 35,2 g/m |
| Material jacket | TPE-S |
| Shore hardness jacket | 47 ± 5 Shore D |
| Freedom from ingredients (jacket) | lead-free, cadmium-free, CFC-free, halogen-free, silicone-free |
| Outer-diameter (jacket) | 5 mm |
| Tolerance outer diameter (sheath) | ± 5 % |
| Material wire insulation | PP |
| Amount wires | 5 |
| Outer diameter insulation | 1,27 mm |
| Outer diameter tolerance core insulation | ± 5 % |
| Shore hardness wire insulation | 64 ± 3 Shore D |
| Ingredient freeness wire insulation | lead-free, cadmium-free, CFC-free, halogen-free, silicone-free |
| Amount strands (wire) | 42 |
| Diameter of single wires | 0,1 mm |
| Conductor crosssection (wire) | 0,34 mm² |
| Material conductor wire | Stranded copper wire, bare |
| Conductor type (wire) | strand class 6 |
| Traversing distance (C-track) | 10 m @ 25 °C horizontal |
| Nominal voltage AC max. | 300 V |
| Current load capacity (standard) | to DIN VDE 0298-4 |
| Current load capacity min. wire | 4,5 A |
| Electrical resistance line constant wire | 58 Ω/km @ 20 °C |
| AC withstand voltage (wire - wire) | 3 kV @ 60 s |
| Min. operating temperature (static) | -40 °C |
| Max. operating temperature (fixed) | 105 °C |
| Operating temperature min. (dynamic) | -25 °C |
| Operating temperature max. (dynamic) | 105 °C |
| Flame resistance | UL 1581 § 1100 FT2 IEC 60332-2-2 UL 1581 § 1090 |
| chemical resistance | Good, application-related testing |
| Gasoline resistance | Good, application-related testing |
| Oil resistance | DIN EN 60811-404 Good, application-related testing |
| Bending radius (fixed) | 5 x Outer diameter |
| Bending radius (dynamic) | 10 x Outer diameter |
| Travel speed (C-track) | 4 Mio. @ 25 °C |
| No. of torsion cycles | 2 Mio. |
| Torsion stress | ± 180 °/m |

Murrelektronik Power Oy | Jussilankatu 6 | 15680 Lahti | Fon +358 20 7789810 | Fax +358 20 7789811 | shop@murrelektronik.fi | shop.murrelektronik.fi

Torsion speed

35 cycles/min