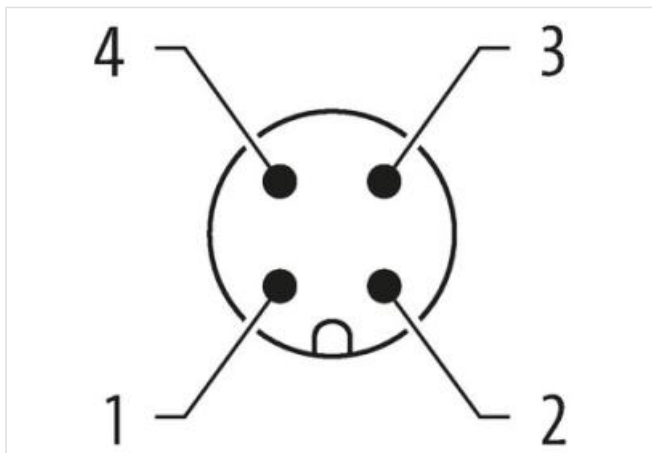
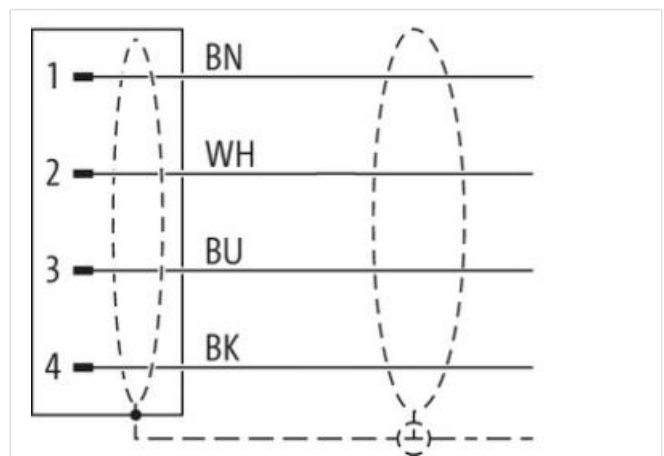


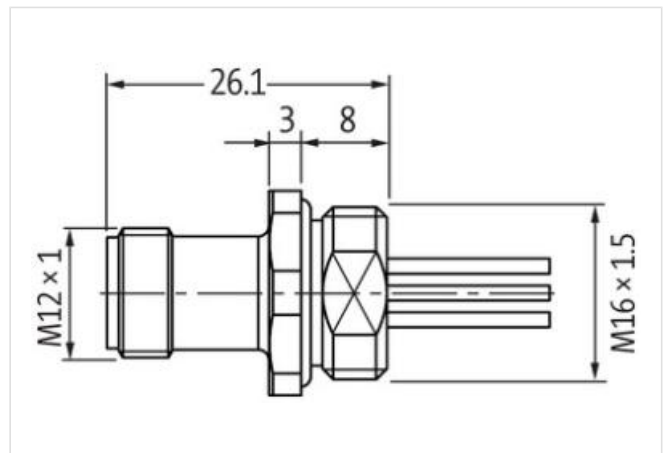
**M12 male recept. A-cod. front F&B**

PP-wires 4x0.34 0.2m

F&B  
 Flange male  
 M12, 4-pole  
 Front mounting  
 with multi-strand wire  
 Stainless steel 1.4404 (V4A)

**[Link to Product](#)****Illustration**

Product may differ from Image



Cable length 0,2 m

**Side 1**

Tightening torque 0,6 Nm

Coating contact	gold plated
Family construction form	M12
Thread	M12 x 1
Coding	A
Material contact	Copper alloy
No. of poles	4
Degree of protection (EN IEC 60529)	IP67, IP69K

**Side 2**

Coating contact	gold plated
-----------------	-------------

**Commercial data**

ECLASS-6.0	27279218
ECLASS-6.1	27279220
ECLASS-7.0	27440103
ECLASS-8.0	27440103
ECLASS-9.0	27440103
ECLASS-10.1	27440103
ECLASS-11.1	27440103
ECLASS-12.0	27440103
ETIM-5.0	EC001855
customs tariff number	85444290
GTIN	4048879363488
Packaging unit	1

**Electrical data | Supply**

Operating voltage AC max.	250 V
Operating voltage DC max.	250 V
Current operating per contact max.	4 A

**Diagnostics**

Status indication LED	no
-----------------------	----

**Installation | Connection**

Mounting set	M16 x 1.5
Width across flats	SW19

**Device protection | Electrical**

Protection NEMA	3, 4, 6P
Pollution Degree	3
Rated surge voltage	2,5 kV
Material group (IEC 60664-1)	I

**Mechanical data**

Contour for corrugated hose	without
-----------------------------	---------

**Mechanical data | Material data**

Material gasket	EPDM
Material housing	Stainless steel 1.4404 (V4A)
Locking material	Stainless steel 1.4404 (V4A)

**Mechanical data | Mounting data**

Mounting method	inserted, screwed, Shaking protection
-----------------	---------------------------------------

**Environmental characteristics | Climatic**

Operating temperature min.	-25 °C
Operating temperature max.	85 °C
Additional condition temperature range	depending on cable quality

**Important installation notes**

Note on strain relief      Protect the connectors by suitable measures from mechanical loads, e.g. by the usage of cable ties.

Note on bending radius      **Attention:** Observe the permissible bending radii when laying cables, as the IP protection class can be endangered by excessive bending forces.

#### Conformity

Product standard      DIN EN 61076-2-101 (M12)

#### Approvals

UL 50E      yes

#### Installation | Cable

Cable identification      971

Material wire insulation      PUR

Amount wires      4

Outer diameter insulation      1,3 mm

Outer diameter tolerance core insulation       $\pm 5 \%$

Conductor crosssection (wire)      0,34 mm<sup>2</sup>

Min. operating temperature (static)      -40 °C

Max. operating temperature (fixed)      90 °C

Operating temperature min. (dynamic)      -25 °C

Operating temperature max. (dynamic)      90 °C

Flame resistance      UL 1581 § 1100 FT2 | UL 1581 § 1090 | IEC 60332-2-2

chemical resistance      Good, application-related testing

Gasoline resistance      Good, application-related testing

Oil resistance      DIN EN 60811-404 | Good, application-related testing

Bending radius (fixed)      5 x Outer diameter