

M12 Power male 90° L-cod. with cable

PUR 5x1.5 gy 10m

Power

Male 90°

M12, 5-pole


L-coded

with cable sleeves

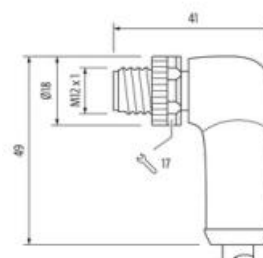
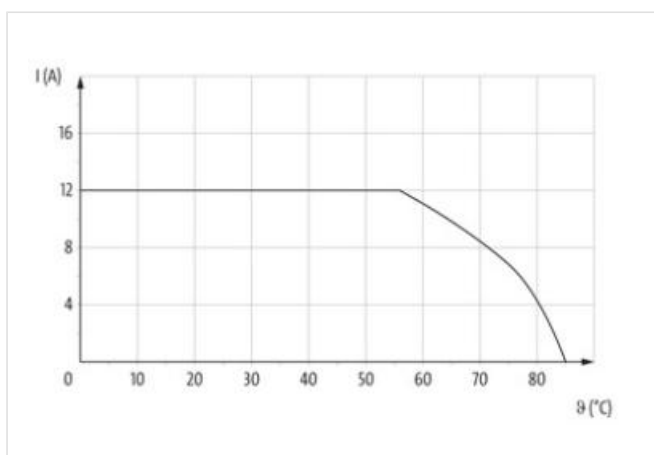
Plastic housings with good resistance against chemicals and oils.

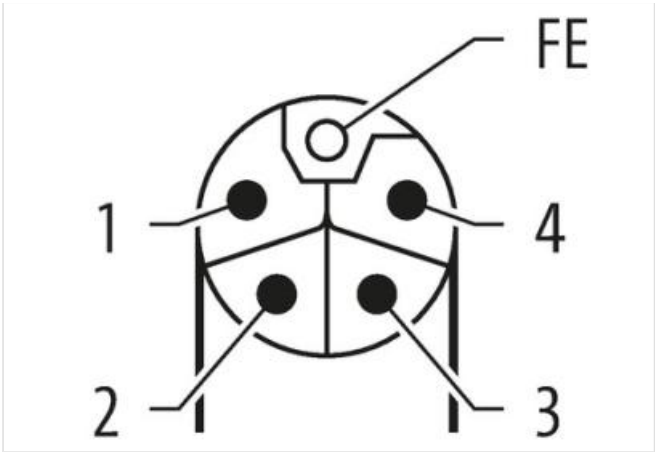
The resistance to aggressive media should be individually tested for your application. Further details on request.

Further cable lengths on request.

[Link to Product](#)**Illustration**

1	BN 1
2	WH 2
3	BU 3
4	BK 4
FE	GY 5





Product may differ from Image



Cable length	10 m
Side 1	
Tightening torque	0,6 Nm
Mounting method	inserted, screwed
Coating contact	gold plated
Family construction form	M12P
Thread	M12 x 1
suitable for corrugated tube (internal Ø)	16,4 mm
Coding	L
Material contact	Copper alloy
No. of poles	5
Side 2	
Stripping length (jacket)	100 mm
Commercial data	
ECLASS-6.0	27279218
ECLASS-6.1	27279218
ECLASS-7.0	27279218
ECLASS-8.0	27279218
ECLASS-9.0	27060327
ECLASS-10.1	27060311
ECLASS-11.1	27060311
ECLASS-12.0	27060327
ETIM-5.0	EC001855
customs tariff number	85444290
GTIN	4048879742573
Packaging unit	1
Electrical data Supply	
Operating voltage DC max.	63 V
Current operating per contact max.	12 A
Diagnostics	
Status indication LED	no
Installation Connection	

Stripping length (jacket)	100 mm
Width across flats	SW17
Device protection Electrical	
Degree of protection (EN IEC 60529)	IP65, IP67
Additional condition protection degree	inserted, screwed
Pollution Degree	3
Rated surge voltage	1,5 kV
Material group (IEC 60664-1)	I
Mechanical data Material data	
Coating locking	Nickeled
Material housing	PUR
Locking material	Zinc die-casting
Mechanical data Mounting data	
Mounting method	inserted, screwed, Shaking protection
Environmental characteristics Climatic	
Operating temperature min.	-25 °C
Operating temperature max.	85 °C
Additional condition temperature range	depending on cable quality
Conformity	
Product standard	IEC 61076-2-111
Installation Cable	
Cable identification	966
Printing color of wire insulation	black (white isolation), white (isolation blue), white (isolation brown), white (isolation black), white (gray isolation)
Printing spacing of wire insulation	10 mm
Jacket Color	gray
Amount stranding	1
Stranding	5 wires around Filler twisted
Filler	yes
wire arrangement	gray 5, black 4, blue 3, white 2, brown 1
Cable weight	147,4 g/m
Material jacket	PUR
Shore hardness jacket	85 ± 5 Shore A
Freedom from ingredients (jacket)	lead-free, cadmium-free, CFC-free
Outer-diameter (jacket)	8,7 mm
Tolerance outer diameter (sheath)	± 5 %
Material inner jacket	PVC
Color (inner jacket)	gray
Material wire insulation	PVC
Amount wires	5
Outer diameter insulation	2,4 mm
Outer diameter tolerance core insulation	± 5 %
Shore hardness wire insulation	85 ± 5 Shore A
Ingredient freeness wire insulation	lead-free, cadmium-free, CFC-free, silicone-free
Printing color of wire insulation	black (white isolation), white (isolation blue), white (isolation brown), white (isolation black), white (gray isolation)
Printing spacing of wire insulation	10 mm
Amount strands (wire)	30
Diameter of single wires	0,25 mm
Conductor crosssection (wire)	1,5 mm ²
Material conductor wire	Stranded copper wire, bare
Conductor type (wire)	Strand class 5
Nominal voltage AC max.	600 V
Current load capacity (standard)	to DIN VDE 0298-4

The information in this Product-PDF has been compiled with the utmost care.

Liability for the correctness completeness and topicality of the information is restricted to gross negligence. Version: 2024-05-18

Murrelektronik Power Oy | Jussilankatu 6 | 15680 Lahti | Fon +358 20 7789810 | Fax +358 20 7789811 | shop@murrelektronik.fi | shop.murrelektronik.fi

Current load capacity min. wire	13,5 A
Electrical resistance line constant wire	13,3 Ω /km @ 20 °C
AC withstand voltage (wire - wire)	4 kV @ 60 s
Power frequency withstand voltage (wire - jacket)	4 kV @ 60 s
Min. operating temperature (static)	-30 °C
Max. operating temperature (fixed)	70 °C
Operating temperature min. (dynamic)	-5 °C
Operating temperature max. (dynamic)	70 °C
Flame resistance	UL 1581 § 1100 FT2 IEC 60332-2-2 UL 1581 § 1090
chemical resistance	Good, application-related testing
Gasoline resistance	Good, application-related testing
Oil resistance	Good, application-related testing DIN EN 60811-404
Bending radius (dynamic)	10 x Outer diameter