

M8 male 90° A-cod. / MSUD valve plug BI-11mm

PUR 3x0.34 bk UL/CSA+drag ch. 1m

MSUD

Further cable lengths on request.

Form BI (11 mm)

3-pole

Male M8

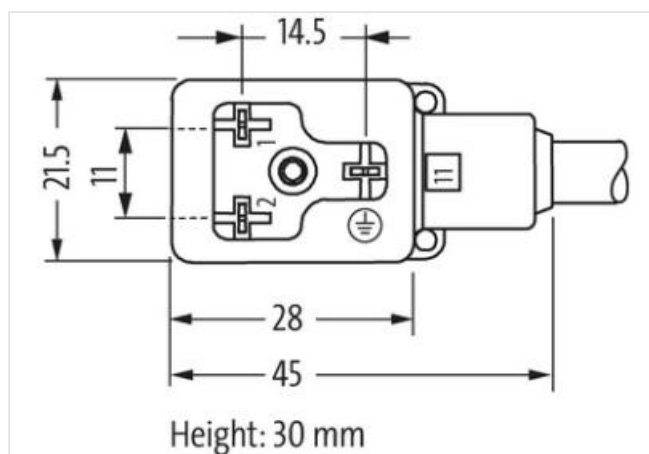
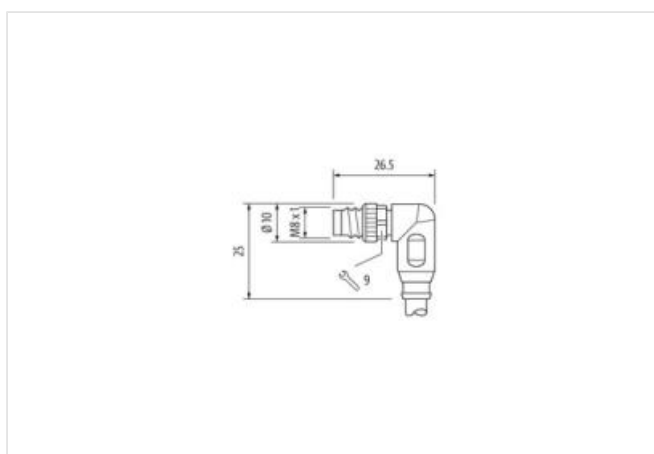
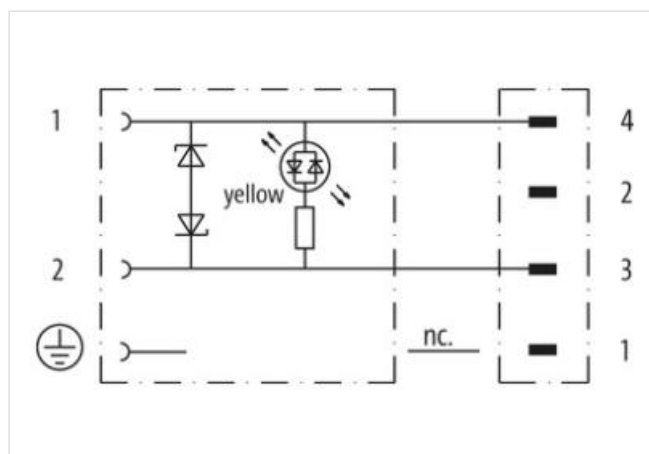
90°

4-pole

24 V AC $\pm 20\%$ / DC $\pm 25\%$

Z-Diode + LED

Art-No. 7005 - M8 Lite - (plastic hexagonal screw) on request

[Link to Product](#)**Illustration**



Product may differ from Image



| | |
|---|-------------------|
| Cable length | 1 m |
| Side 1 | |
| Tightening torque | 0,4 Nm |
| Mounting method | inserted, screwed |
| Coating contact | silver-plated |
| Family construction form | MSUD |
| Thread | M3 |
| suitable for corrugated tube (internal Ø) | 6,5 mm |
| Material contact | Copper alloy |
| Material | PUR |
| No. of poles | 3 |
| Side 2 | |
| Tightening torque | 0,4 Nm |
| Mounting method | inserted, screwed |
| Coating contact | gold plated |
| Family construction form | M8 |
| Thread | M8 x 1 |
| Material contact | Copper alloy |
| Material | PBT |
| No. of poles | 4 |
| Width across flats | SW9 |
| Commercial data | |
| ECLASS-6.0 | 27279218 |
| ECLASS-7.0 | 27279218 |
| ECLASS-8.0 | 27279218 |
| ECLASS-9.0 | 27060311 |
| ECLASS-10.1 | 27060312 |
| ECLASS-11.1 | 27060312 |
| ECLASS-12.0 | 27060312 |
| ETIM-5.0 | EC001855 |
| customs tariff number | 85444290 |
| GTIN | 4048879116060 |
| Packaging unit | 1 |

| Electrical data Supply | |
|--|---|
| Operating voltage AC | 24 V |
| Operating voltage AC min. | 19,2 V |
| Operating voltage AC max. | 28,8 V |
| Operating voltage DC | 24 V |
| Operating voltage DC min. | 18 V |
| Operating voltage DC max. | 30 V |
| Cut-off peak voltage max. | 55 V |
| Current operating per contact max. | 4 A |
| Current consumption max. | 15 mA |
| Diagnostics | |
| Status indication LED | yellow |
| Device protection Electrical | |
| Degree of protection (EN IEC 60529) | IP65, IP67 |
| Additional condition protection degree | inserted, screwed |
| Pollution Degree | 3 |
| Rated surge voltage | 0,8 kV |
| Material group (IEC 60664-1) | I |
| Additional suppressor | Diode, Z-Diode |
| Mechanical data Material data | |
| Coating locking | Nickel |
| Color housing | black |
| Material gasket | PUR |
| Material housing | Plastic |
| Locking material | Zinc die-casting |
| Mechanical data Mounting data | |
| Mounting method | inserted, screwed |
| Environmental characteristics Climatic | |
| Operating temperature min. | -25 °C |
| Operating temperature max. | 85 °C |
| Additional condition temperature range | depending on cable quality |
| Important installation notes | |
| Note on strain relief | Protect the connectors by suitable measures from mechanical loads, e.g. by the usage of cable ties. |
| Note on bending radius | Attention: Observe the permissible bending radii when laying cables, as the IP protection class can be endangered by excessive bending forces. |
| Conformity | |
| Product standard | DIN EN 61076-2-114 (M8) |
| Installation Cable | |
| Cable identification | 633 |
| Cable Type | 3 |
| Jacket Color | black |
| Type of Certificate | cURus |
| Amount stranding | 1 |
| Stranding | 3 wires twisted |
| wire arrangement | brown, black, blue |
| Cable weight | 29,7 g/m |
| Material jacket | PUR |
| Shore hardness jacket | 90 ± 5 Shore A |
| Freedom from ingredients (jacket) | lead-free, cadmium-free, CFC-free, halogen-free, silicone-free |
| Outer-diameter (jacket) | 4,1 mm |
| Tolerance outer diameter (sheath) | ± 5 % |

| | |
|---|--|
| Material wire insulation | PP |
| Amount wires | 3 |
| Outer diameter insulation | 1,25 mm |
| Outer diameter tolerance core insulation | ± 5 % |
| Shore hardness wire insulation | 70 ± 5 Shore D |
| Ingredient freeness wire insulation | lead-free, cadmium-free, CFC-free, halogen-free, silicone-free |
| Amount strands (wire) | 42 |
| Diameter of single wires | 0,1 mm |
| Conductor crosssection (wire) | 0,34 mm ² |
| Material conductor wire | Stranded copper wire, bare |
| Conductor type (wire) | strand class 6 |
| Traversing distance (C-track) | 10 m @ 25 °C horizontal |
| Nominal voltage AC max. | 300 V |
| Current load capacity (standard) | to DIN VDE 0298-4 |
| Current load capacity min. wire | 6 A |
| Electrical resistance line constant wire | 57 Ω/km @ 20 °C |
| AC withstand voltage (wire - wire) | 2,5 kV @ 60 s |
| Power frequency withstand voltage (wire - jacket) | 2,5 kV @ 60 s |
| Min. operating temperature (static) | -40 °C |
| Max. operating temperature (fixed) | 80 °C / 90 °C @ 10000 h Operation |
| Operating temperature min. (dynamic) | -25 °C |
| Operating temperature max. (dynamic) | 80 °C / 90 °C @ 10000 h Operation |
| UV resistance | DIN EN ISO 4892-2 A |
| Flame resistance | UL 1581 § 1090 UL 1581 § 1100 FT2 IEC 60332-2-2 |
| chemical resistance | Good, application-related testing |
| Gasoline resistance | Good, application-related testing |
| Oil resistance | Good, application-related testing DIN EN 60811-404 |
| Bending radius (fixed) | 5 x Outer diameter |
| Bending radius (dynamic) | 10 x Outer diameter |
| Travel speed (C-track) | 10 Mio. @ 25 °C |
| No. of torsion cycles | 2 Mio. |
| Torsion stress | ± 180 °/m |
| Torsion speed | 35 cycles/min |