

7/8" female 0° with cable

PUR 5x2.5 gy UL/CSA+drag ch. 15m

Female straight

7/8" (5-pole)

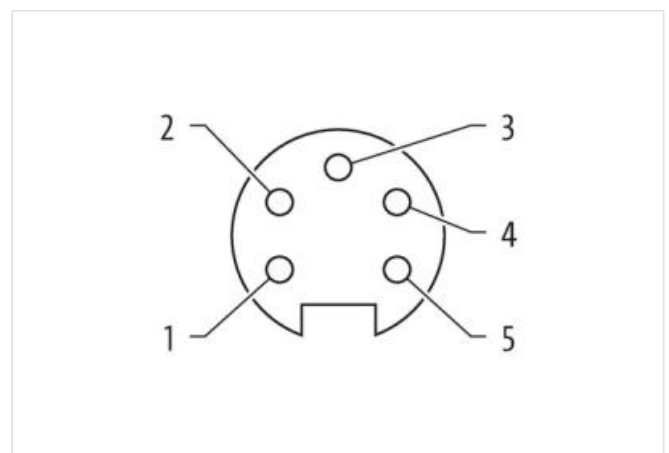
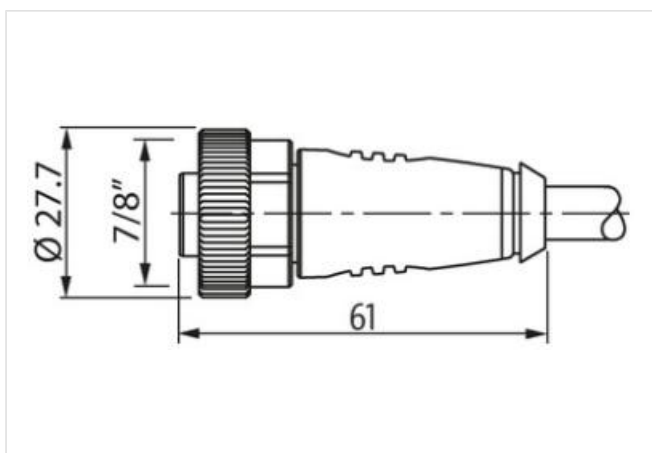
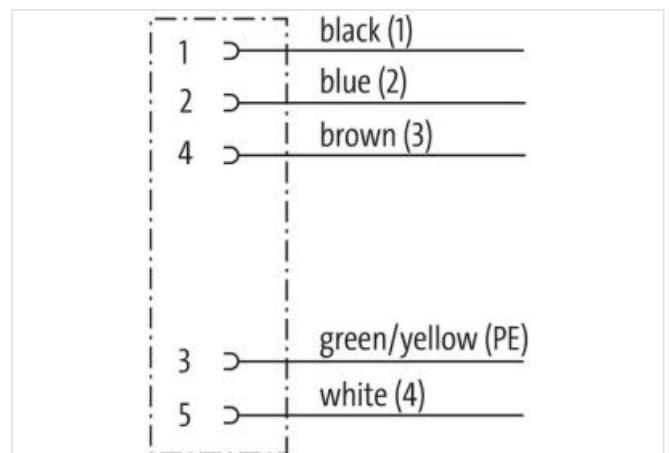
Power cable

with cable sleeves

Further cable lengths on request.

Plastic housings with good resistance against chemicals and oils.

The resistance to aggressive media should be individually tested for your application. Further details on request.

[Link to Product](#)**Illustration**

Product may differ from Image



Cable length 15 m

Side 1

Tightening torque 1,5 Nm

The information in this Product-PDF has been compiled with the utmost care.
 Liability for the correctness completeness and topicality of the information is restricted to gross negligence. Version: 2024-05-20

Murrelektronik Power Oy | Jussilankatu 6 | 15680 Lahti | Fon +358 20 7789810 | Fax +358 20 7789811 | shop@murrelektronik.fi | shop.murrelektronik.fi

| | |
|---|---|
| Family construction form | 7/8" |
| Thread | 7/8" |
| Commercial data | |
| ECLASS-6.0 | 27279218 |
| ECLASS-6.1 | 27279218 |
| ECLASS-7.0 | 27279218 |
| ECLASS-8.0 | 27279218 |
| ECLASS-9.0 | 27060327 |
| ECLASS-10.1 | 27060311 |
| ECLASS-11.1 | 27060311 |
| ECLASS-12.0 | 27060327 |
| ETIM-5.0 | EC001855 |
| customs tariff number | 85444290 |
| GTIN | 4048879135146 |
| Packaging unit | 1 |
| Electrical data Supply | |
| Current operating per contact max. | 12 A |
| Current phase - neutral | 230 V |
| Current phase - phase | 400 V |
| Device protection Electrical | |
| Degree of protection (EN IEC 60529) | IP67 |
| Additional condition protection degree | inserted, screwed |
| Mechanical data Material data | |
| Coating locking | Nickeled |
| Locking material | Zinc die-casting |
| Mechanical data Mounting data | |
| Mounting method | inserted, screwed, Shaking protection |
| Environmental characteristics Climatic | |
| Operating temperature min. | -25 °C |
| Operating temperature max. | 85 °C |
| Additional condition temperature range | depending on cable quality |
| Important installation notes | |
| Note on strain relief | Protect the connectors by suitable measures from mechanical loads, e.g. by the usage of cable ties. |
| Note on bending radius | Attention: Observe the permissible bending radii when laying cables, as the IP protection class can be endangered by excessive bending forces. |
| Installation Cable | |
| wire arrangement | green-yellow, blue 2, black 1, white 4, brown 3 |
| Cable identification | 962 |
| Cable Type | 3 |
| Printing color of wire insulation | black (white isolation), white (isolation blue), white (isolation brown), white (isolation black) |
| Jacket Color | gray |
| Type of Certificate | cURus |
| Amount stranding | 1 |
| Stranding | 5 wires around Core filler twisted |
| Filler | yes |
| wire arrangement | green-yellow, blue 2, black 1, white 4, brown 3 |
| Cable weight | 190,3 g/m |
| Material jacket | PUR |
| Shore hardness jacket | 90 ± 5 Shore A |
| Freedom from ingredients (jacket) | lead-free, cadmium-free, CFC-free, halogen-free, silicone-free |
| Outer-diameter (jacket) | 9,5 mm |

| | |
|---|---|
| Tolerance outer diameter (sheath) | ± 5 % |
| Material wire insulation | PP |
| Amount wires | 5 |
| Outer diameter insulation | 2,85 mm |
| Outer diameter tolerance core insulation | ± 5 % |
| Shore hardness wire insulation | 60 ± 5 Shore D |
| Ingredient freeness wire insulation | lead-free, cadmium-free, CFC-free, halogen-free, silicone-free |
| Printing color of wire insulation | black (white isolation), white (isolation blue), white (isolation brown), white (isolation black) |
| Amount strands (wire) | 140 |
| Diameter of single wires | 0,15 mm |
| Conductor crosssection (wire) | 2,5 mm ² |
| Material conductor wire | Stranded copper wire, bare |
| Conductor type (wire) | strand class 6 |
| Nominal voltage AC max. | 1000 V |
| Current load capacity (standard) | to DIN VDE 0298-4 |
| Current load capacity min. wire | 19,5 A |
| Electrical resistance line constant wire | 8 Ω/km @ 20 °C |
| AC withstand voltage (wire - wire) | 10 kV @ 60 s |
| Power frequency withstand voltage (wire - jacket) | 10 kV @ 60 s |
| Min. operating temperature (static) | -50 °C |
| Max. operating temperature (fixed) | 80 °C / 90 °C @ 10000 h Operation |
| Operating temperature min. (dynamic) | -25 °C |
| Operating temperature max. (dynamic) | 80 °C / 90 °C @ 10000 h Operation |
| Flame resistance | UL 1581 § 1100 FT2 UL 1581 § 1090 IEC 60332-2-2 |
| chemical resistance | Good, application-related testing |
| Gasoline resistance | Good, application-related testing |
| Oil resistance | Good, application-related testing DIN EN 60811-404 |
| Bending radius (fixed) | 5 x Outer diameter |
| Bending radius (dynamic) | 10 x Outer diameter |
| No. of bending cycles (C-track) | 5 Mio. @ 25 °C |
| Traversing distance (C-track) | 5 m @ 25 °C |
| Travel speed (C-track) | 3,3 m/s @ 25 °C |
| No. of torsion cycles | 2 Mio. |
| Torsion stress | ± 180 °/m |
| Torsion speed | 35 cycles/min |