

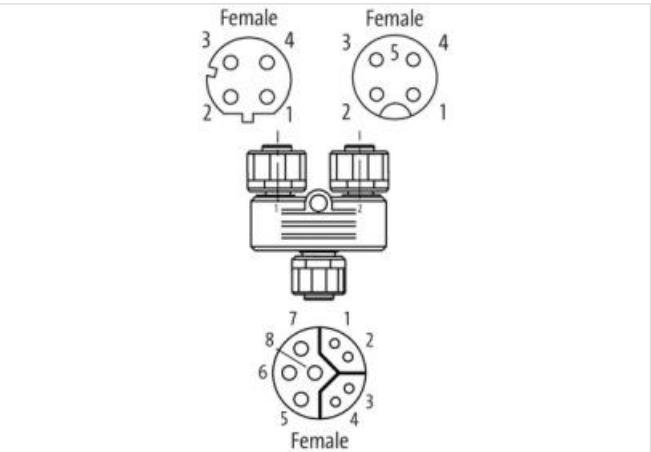
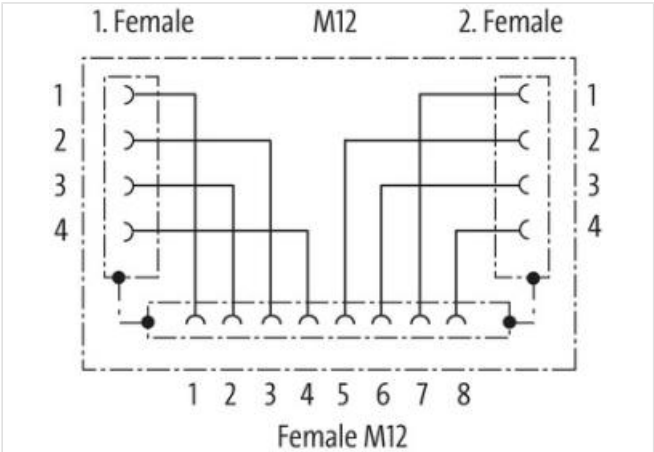
T-Coupler M12 female / 2x M12 female shielded

Y-cod. / D-cod. Ethernet + A-cod.

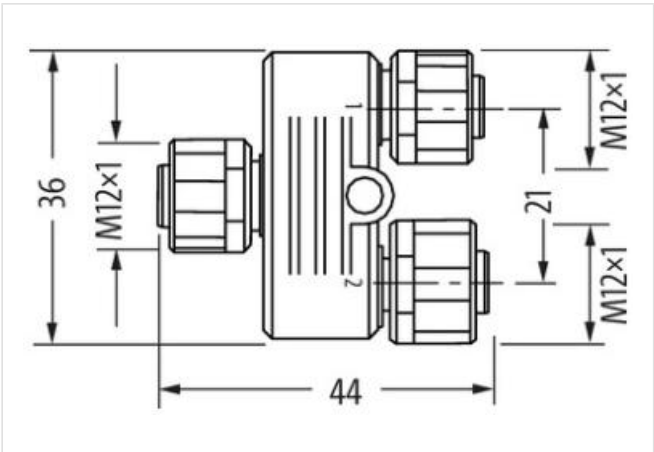
Ethernet CAT5
T-coupler
Female straight – female/female straight
8-pole – 4-pole
Y-coded
Distribution function (NO)
Plastic housings with good resistance against chemicals and oils.
The resistance to aggressive media should be individually tested for your application. Further details on request.

Link to Product

Illustration



Product may differ from Image



Side 1

| | |
|--------------------------|------|
| Family construction form | M12 |
| Coding | Y |
| Width across flats | SW13 |

Side 2

| | |
|--------------------------|-----|
| Family construction form | M12 |
| Coding | D |

Side 3

| | |
|--|---|
| Family construction form | M12 |
| Coding | A |
| Commercial data | |
| ECLASS-6.0 | 27143423 |
| ECLASS-6.1 | 27279221 |
| ECLASS-7.0 | 27440104 |
| ECLASS-8.0 | 27440104 |
| ECLASS-9.0 | 27440106 |
| ECLASS-10.1 | 27440106 |
| ECLASS-11.1 | 27440106 |
| ECLASS-12.0 | 27440106 |
| ETIM-5.0 | EC002062 |
| customs tariff number | 85366990 |
| GTIN | 4048879607742 |
| Packaging unit | 1 |
| Electrical data Supply | |
| Operating voltage DC max. | 30 V |
| Operating current per data contact max. | 0,5 A |
| Operating current per power contact max. | 4 A |
| Industrial communication | |
| Transfer parameters | CAT5, Class D (ISO/IEC 11801:2002), (EN 50173-1) |
| Data transmission rate max. | 100 MBit/s |
| Industrial communication Ethernet functionality | |
| duplex | Full duplex |
| Installation Connection | |
| Tightening torque | 0,6 Nm |
| Mounting set | M12 x 1 |
| Device protection Electrical | |
| Degree of protection (EN IEC 60529) | IP54 |
| Additional condition protection degree | inserted, screwed |
| Pollution Degree | 3 |
| Rated surge voltage | 0,8 kV |
| Material group (IEC 60664-1) | I |
| Mechanical data Material data | |
| Coating locking | Nickel |
| Material housing | PUR |
| Locking material | Zinc die-casting |
| Mechanical data Mounting data | |
| Mounting method | inserted, screwed, Shaking protection |
| Environmental characteristics Climatic | |
| Operating temperature min. | -25 °C |
| Operating temperature max. | 85 °C |
| Important installation notes | |
| Note on strain relief | Protect the connectors by suitable measures from mechanical loads, e.g. by the usage of cable ties. |
| Note on bending radius | Attention: Observe the permissible bending radii when laying cables, as the IP protection class can be endangered by excessive bending forces. |