

Adaptor M12 female / RJ45 0°

4-pol., shielded, CAT5

Ethernet CAT5

Control cabinet entry system

Female straight – female straight

M12 – RJ45, 4-pole

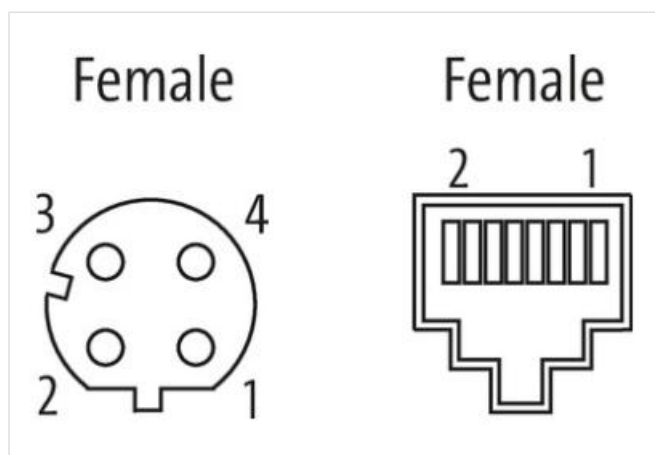
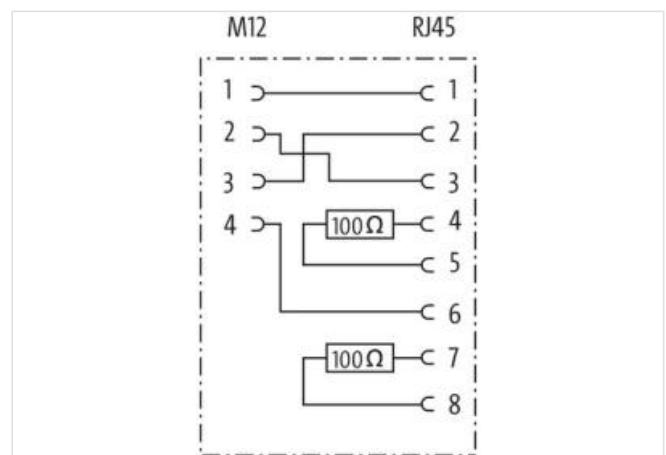
D-coded

shielded


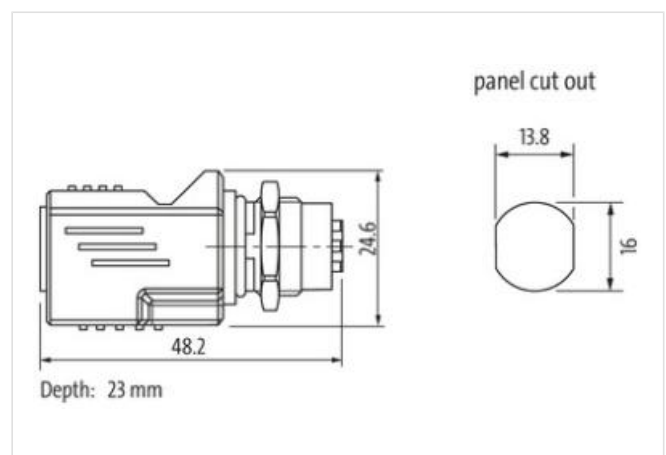
suitable for sheet thickness 2.0...5.0 mm

Plastic housings with good resistance against chemicals and oils.

The resistance to aggressive media should be individually tested for your application. Further details on request.

[Link to Product](#)**Illustration**

Product may differ from Image

**Side 1**

Family construction form

M12

| | |
|--|---|
| Coding | D |
| Degree of protection (EN IEC 60529) | IP68 |
| Side 2 | |
| Family construction form | RJ45 |
| Degree of protection (EN IEC 60529) | IP20 |
| Commercial data | |
| ECLASS-6.0 | 27143423 |
| ECLASS-6.1 | 27279221 |
| ECLASS-7.0 | 27440104 |
| ECLASS-8.0 | 27440104 |
| ECLASS-9.0 | 27440106 |
| ECLASS-10.1 | 27440106 |
| ECLASS-11.1 | 27440106 |
| ECLASS-12.0 | 27440106 |
| ETIM-5.0 | EC001855 |
| customs tariff number | 85366990 |
| GTIN | 4048879566896 |
| Packaging unit | 1 |
| Electrical data Supply | |
| Operating voltage DC max. | 60 V |
| Current operating per contact max. | 1,76 A |
| Industrial communication | |
| Transfer parameters | CAT5, Class D (ISO/IEC 11801:2002), (EN 50173-1) |
| Data transmission rate max. | 100 MBit/s |
| Industrial communication Ethernet functionality | |
| duplex | Full duplex |
| Mechanical data Material data | |
| Coating locking | chrome-plated |
| Material housing | PUR |
| Locking material | Brass |
| Mechanical data Mounting data | |
| Suitable for installation wall thickness min. | 2 mm |
| Suitable for installation wall thickness max. | 5 mm |
| Environmental characteristics Climatic | |
| Operating temperature min. | -25 °C |
| Operating temperature max. | 85 °C |
| Important installation notes | |
| Note on strain relief | Protect the connectors by suitable measures from mechanical loads, e.g. by the usage of cable ties. |
| Note on bending radius | Attention: Observe the permissible bending radii when laying cables, as the IP protection class can be endangered by excessive bending forces. |