

M12 male 90° A-cod. / MSUD valve plug A-18mm

PUR 5x0.34 gy UL/CSA 0.3m

⚠ NOTICE ⚠**PRODUCT IS DISCONTINUED. PLEASE HAVE A LOOK AT THE ALTERNATIVE PRODUCTS.****MSUD**

Form A (18 mm) – M12, male 90°

24 V DC $\pm 25\%$

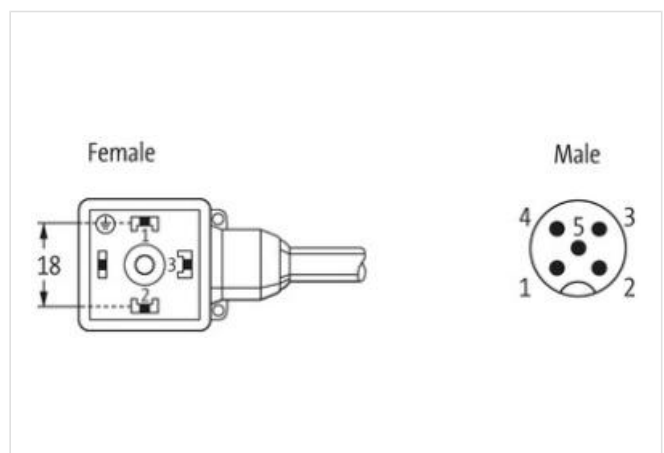
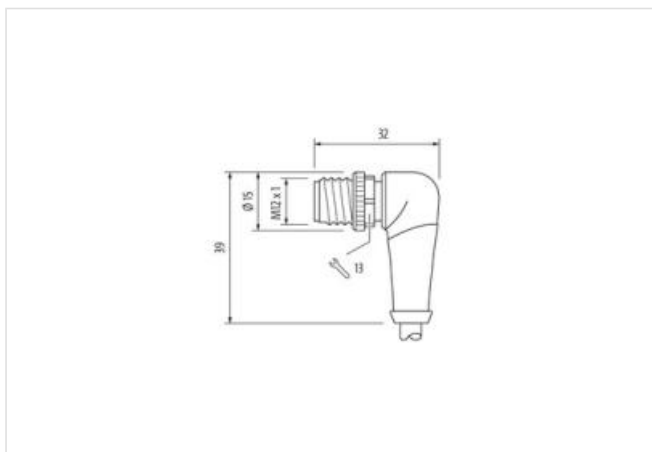
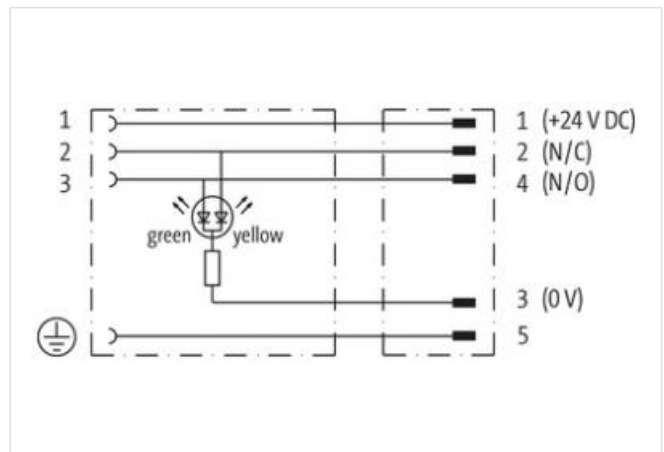

LED (yellow/green)

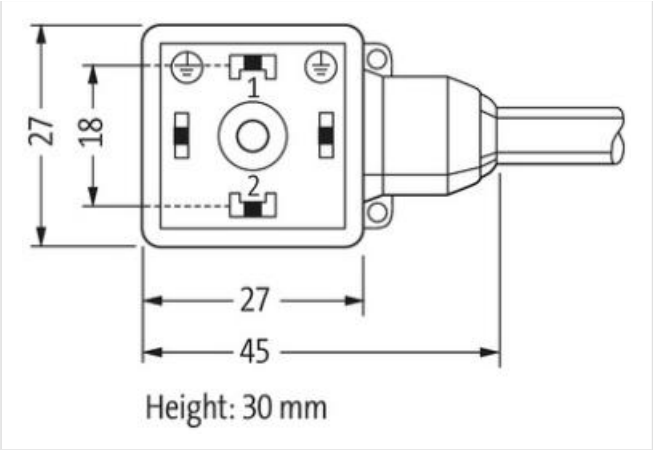
for pressure switches

Further cable lengths on request.

Plastic housings with good resistance against chemicals and oils.

The resistance to aggressive media should be individually tested for your application. Further details on request.

[Link to Product](#)**Illustration**



Product may differ from Image



| | |
|-------------------------------------|---------------|
| Cable length | 0,3 m |
| Side 1 | |
| Tightening torque | 0,4 Nm |
| Family construction form | MSUD |
| Thread | M3 |
| Degree of protection (EN IEC 60529) | IP66K, IP67 |
| Side 2 | |
| Tightening torque | 0,6 Nm |
| Family construction form | M12 |
| Thread | M12 x 1 |
| Degree of protection (EN IEC 60529) | IP66K, IP67 |
| Commercial data | |
| ECLASS-6.0 | 27279218 |
| ECLASS-6.1 | 27279218 |
| ECLASS-7.0 | 27279218 |
| ECLASS-8.0 | 27279218 |
| ECLASS-9.0 | 27060312 |
| ECLASS-10.1 | 27060312 |
| ECLASS-11.1 | 27060312 |
| ECLASS-12.0 | 27060312 |
| ETIM-5.0 | EC001855 |
| customs tariff number | 85444290 |
| GTIN | 4048879610605 |
| Packaging unit | 1 |
| Electrical data Supply | |
| Operating voltage DC | 24 V |
| Operating voltage DC min. | 18 V |
| Operating voltage DC max. | 30 V |
| Current operating per contact max. | 4 A |
| Current consumption max. | 12 mA |
| Device protection Electrical | |

| | |
|----------------------------------------|-------------------|
| Additional condition protection degree | inserted, screwed |
|----------------------------------------|-------------------|

| | |
|---------------------|--------|
| Rated surge voltage | 0,8 kV |
|---------------------|--------|

Mechanical data | Material data

| | |
|---------------|-------|
| Color housing | black |
|---------------|-------|

| | |
|------------------|---------|
| Material housing | Plastic |
|------------------|---------|

Mechanical data | Mounting data

| | |
|-----------------|-------------------|
| Mounting method | inserted, screwed |
|-----------------|-------------------|

Environmental characteristics | Climatic

| | |
|----------------------------|--------|
| Operating temperature min. | -25 °C |
|----------------------------|--------|

| | |
|----------------------------|-------|
| Operating temperature max. | 85 °C |
|----------------------------|-------|

| | |
|----------------------------------------|----------------------------|
| Additional condition temperature range | depending on cable quality |
|----------------------------------------|----------------------------|

Cable

| | |
|----------------------|-----|
| Cable identification | 225 |
|----------------------|-----|

| | |
|------------|-------------|
| Cable Type | 2 (PUR/PVC) |
|------------|-------------|

| | |
|------------------|--------------------------------------------|
| Approval (cable) | UL (AWM-Style 20549/1731), CSA; CE conform |
|------------------|--------------------------------------------|

| | |
|--------------------|---------|
| Cable weight [g/m] | 54,78 g |
|--------------------|---------|

| | |
|---------------|---------------|
| Material wire | Cu wire, bare |
|---------------|---------------|

| | |
|-----------------|----------------------|
| Resistor (core) | max. 57 Ω/km (20 °C) |
|-----------------|----------------------|

| | |
|----------------------|--------|
| Single wire Ø (core) | 0.1 mm |
|----------------------|--------|

| | |
|---------------------|----------------------------------------|
| Construction (core) | 42× 0.1 mm (multi-strand wire class 6) |
|---------------------|----------------------------------------|

| | |
|-----------------|-------------|
| Diameter (core) | 5× 0.34 mm² |
|-----------------|-------------|

| | |
|-----|-------------------|
| AWG | similar to AWG 22 |
|-----|-------------------|

| | |
|-------------------------|-----|
| Material wire isolation | PVC |
|-------------------------|-----|

| | |
|-----------------------------------|-----------------------------------------|
| Material property wire insulation | CFC-, cadmium-, silicone- and lead-free |
|-----------------------------------|-----------------------------------------|

| | |
|-------------------------------|---------|
| Shore hardness wire isolation | 43 ±5 D |
|-------------------------------|---------|

| | |
|------------------------|-------------|
| Wire-Ø incl. isolation | 1.25 mm ±5% |
|------------------------|-------------|

| | |
|--------------------------|---------------------------------------------|
| Color/numbering of wires | br, bk, bl, wh, gnye longitudinally striped |
|--------------------------|---------------------------------------------|

| | |
|-----------------------|---------------------------------------|
| Stranding combination | 5 wires twisted around central filler |
|-----------------------|---------------------------------------|

| | |
|--------|----|
| Shield | no |
|--------|----|

| | |
|-----------------|---------|
| Material jacket | PUR/PVC |
|-----------------|---------|

| | |
|----------------------------|--------------------------------------------------------------------------------------------------------------------------------------------------------|
| Material property (jacket) | CFC-, halogen-, cadmium-, silicone- and lead-free, matt, low-adhesion, machine easy to process, abrasion-resistant, hydrolysis and microbial resistant |
|----------------------------|--------------------------------------------------------------------------------------------------------------------------------------------------------|

| | |
|-----------------------|--------------------------------------------------|
| Shore hardness jacket | 80 ±5 A (PVC-under jacket); 85 ±5 A (PUR-jacket) |
|-----------------------|--------------------------------------------------|

| | |
|------------------|------------|
| Outer-Ø (jacket) | 5.0 mm ±5% |
|------------------|------------|

| | |
|--------------|------|
| Color jacket | gray |
|--------------|------|

| | |
|---------------------|------------------------------------------------|
| chemical resistance | good resistance to oil, gasoline and chemicals |
|---------------------|------------------------------------------------|

| | |
|-----------------|-------------|
| Nominal voltage | UL 300 V AC |
|-----------------|-------------|

| | |
|--------------|-----------|
| Test voltage | 2000 V AC |
|--------------|-----------|

| | |
|-----------------------|-------------------|
| Current load capacity | to DIN VDE 0298-4 |
|-----------------------|-------------------|

| | |
|---------------------------|--------------|
| Temperature range (fixed) | -30...+80 °C |
|---------------------------|--------------|

| | |
|----------------------------|-------------|
| Temperature range (mobile) | -5...+80 °C |
|----------------------------|-------------|

| | |
|------------------------|-------------|
| Bending radius (fixed) | 10× outer Ø |
|------------------------|-------------|

| | |
|--------------------------|-------------|
| Bending radius (dynamic) | 15× outer Ø |
|--------------------------|-------------|

| | |
|---------------------------------|---------------------|
| No. of bending cycles (C-track) | max. 2 Mio. (25 °C) |
|---------------------------------|---------------------|

| | |
|------------------------|--------------|
| Travel speed (C-track) | max. 3.3 m/s |
|------------------------|--------------|

| | |
|------------------------|-------------|
| Acceleration (C-track) | max. 5 m/s² |
|------------------------|-------------|