

**Y-Distributor M12 male / M12 female 90° A-cod.**

PUR 3x0.34 bk UL/CSA 6m

**⚠ NOTICE ⚠****PRODUCT IS DISCONTINUED. PLEASE HAVE A LOOK AT THE ALTERNATIVE PRODUCTS.**

Y-connector M12 – M12, 4/3-pole

Male straight – females 90°

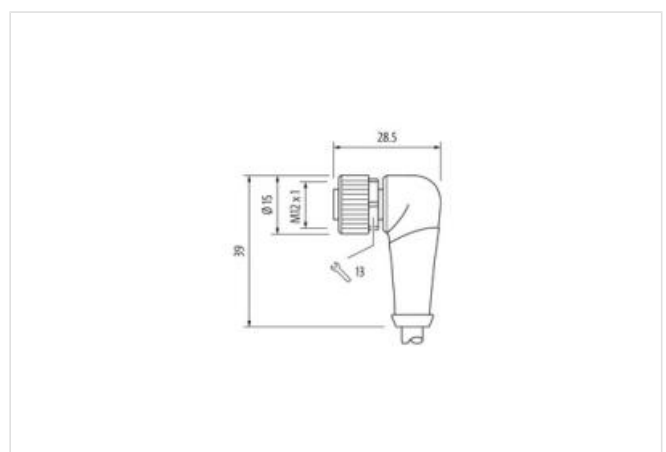
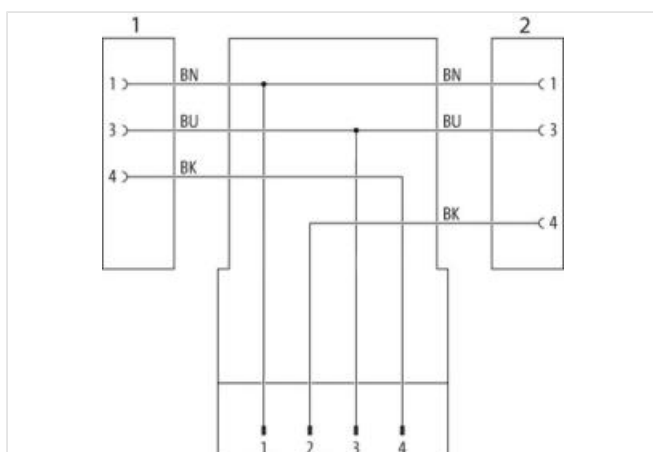
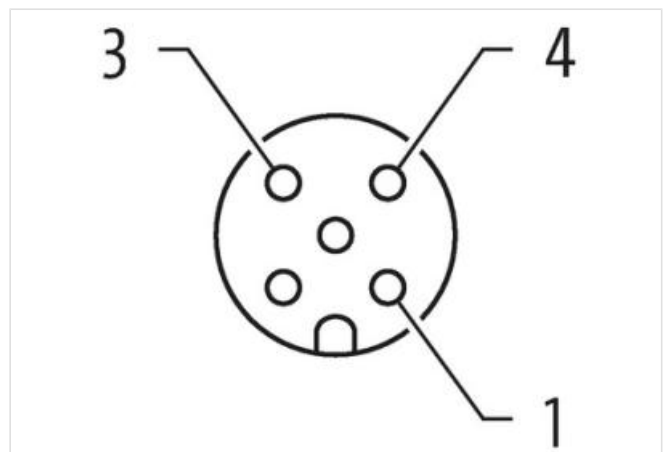

A-coded

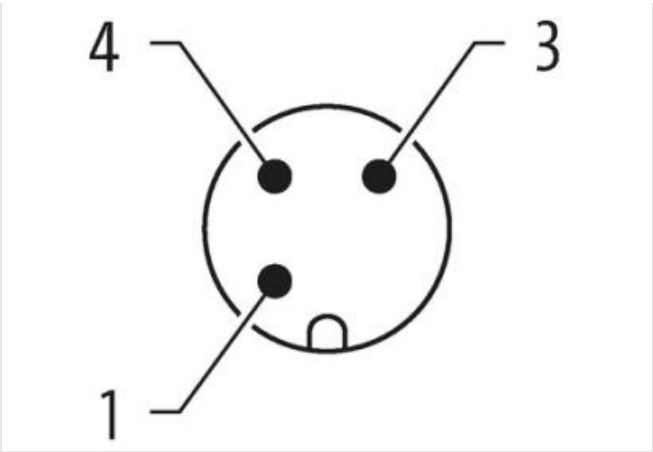
Art-No. 7005 - M12 Lite - (plastic hexagonal screw) on request

Plastic housings with good resistance against chemicals and oils.

The resistance to aggressive media should be individually tested for your application. Further details on request.

Further cable lengths on request.

[Link to Product](#)**Illustration**



Product may differ from Image



|   |                   |
|---|-------------------|
| Cable length                              | 6 m               |
| Side 1                                    |                   |
| Tightening torque                         | 0,6 Nm            |
| Mounting method                           | inserted, screwed |
| Coating contact                           | gold plated       |
| Family construction form                  | M12               |
| Thread                                    | M12 x 1           |
| suitable for corrugated tube (internal Ø) | 10 mm             |
| Coding                                    | A                 |
| Material contact                          | Copper alloy      |
| Material                                  | PUR               |
| No. of poles                              | 4                 |
| Width across flats                        | SW13              |
| Degree of protection (EN IEC 60529)       | IP65, IP66K, IP67 |
| Side 2                                    |                   |
| Tightening torque                         | 0,6 Nm            |
| Mounting method                           | inserted, screwed |
| Coating contact                           | gold plated       |
| Family construction form                  | M12               |
| Thread                                    | M12 x 1           |
| Coding                                    | A                 |
| Material contact                          | Copper alloy      |
| Material                                  | PUR               |
| No. of poles                              | 3                 |
| Width across flats                        | SW13              |
| Degree of protection (EN IEC 60529)       | IP65, IP66K, IP67 |
| Side 3                                    |                   |
| Mounting method                           | inserted, screwed |
| Family construction form                  | M12               |
| Coding                                    | A                 |
| No. of poles                              | 3                 |
| Commercial data                           |                   |

|   |   |
|---|---|
| ECLASS-6.0                                      | 27279218  |
| ECLASS-6.1                                      | 27279218  |
| ECLASS-7.0                                      | 27279218  |
| ECLASS-8.0                                      | 27279218  |
| ECLASS-9.0                                      | 27060313  |
| ECLASS-10.1                                     | 27060313  |
| ECLASS-11.1                                     | 27060313  |
| ECLASS-12.0                                     | 27060313  |
| ETIM-5.0  | EC001855  |
| customs tariff number                           | 85444290  |
| GTIN  | 4048879323116   |
| Packaging unit                                  | 1   |
| <b>Electrical data   Supply</b>                 |   |
| Operating voltage AC max.                       | 250 V   |
| Operating voltage DC max.                       | 250 V   |
| Operating voltage AC (UL-listed)                | 30 V  |
| Operating voltage DC (UL-listed)                | 30 V  |
| Current operating per contact max.              | 4 A   |
| <b>Diagnostics</b>                              |   |
| Status indication LED                           | no  |
| <b>Installation   Connection</b>                |   |
| Mounting set                                    | M12 x 1   |
| <b>Device protection   Electrical</b>           |   |
| Additional condition protection degree          | inserted, screwed   |
| Pollution Degree                                | 3   |
| Rated surge voltage                             | 2,5 kV  |
| Material group (IEC 60664-1)                    | I   |
| <b>Mechanical data   Material data</b>          |   |
| Coating locking                                 | Nickeled  |
| Coating of fitting                              | nickel plated   |
| Material gasket                                 | FKM   |
| Locking material                                | Zinc die-casting  |
| Material screw connection                       | Zinc die-casting  |
| <b>Mechanical data   Mounting data</b>          |   |
| Mounting method                                 | inserted, screwed, Shaking protection   |
| <b>Environmental characteristics   Climatic</b> |   |
| Operating temperature min.                      | -25 °C  |
| Operating temperature max.                      | 85 °C   |
| Additional condition temperature range          | depending on cable quality  |
| <b>Important installation notes</b>             |   |
| Note on strain relief                           | Protect the connectors by suitable measures from mechanical loads, e.g. by the usage of cable ties.   |
| Note on bending radius                          | <b>Attention:</b> Observe the permissible bending radii when laying cables, as the IP protection class can be endangered by excessive bending forces. |
| <b>Conformity</b>                               |   |
| Product standard                                | DIN EN 61076-2-101 (M12)  |
| <b>Cable</b>                                    |   |
| Cable identification                            | 623   |
| Cable Type                                      | 2 (PUR/PVC)   |
| Approval (cable)                                | UL (AWM-Style 20549/1731), CSA; CE conform  |
| Cable weight [g/m]                              | 35,97 g   |

|                                   |  |
|-----------------------------------|--|
| Material wire                     | Cu wire, bare  |
| Resistor (core)                   | max. 57 $\Omega$ /km (20 °C)   |
| Single wire Ø (core)              | 0.1 mm   |
| Construction (core)               | 42× 0.1 mm (multi-strand wire class 6)   |
| Diameter (core)                   | 3× 0.34 mm <sup>2</sup>  |
| AWG                               | similar to AWG 22  |
| Material wire isolation           | PVC  |
| Material property wire insulation | CFC-, cadmium-, silicone- and lead-free  |
| Shore hardness wire isolation     | 43 ±5 D  |
| Wire-Ø incl. isolation            | 1.25 mm ±5%  |
| Color/numbering of wires          | black similar to RAL 9005  |
| Stranding combination             | 3 wires twisted  |
| Shield                            | no   |
| Material jacket                   | PUR/PVC  |
| Material property (jacket)        | CFC-, halogen-, cadmium-, silicone- and lead-free, matt, low-adhesion, machine easy to process, abrasion-resistant, hydrolysis and microbial resistant |
| Shore hardness jacket             | 80 ±5 A (PVC-under jacket); 85 ±5 A (PUR-jacket)   |
| Outer-Ø (jacket)                  | 4.3 mm ±5%   |
| Color jacket                      | black  |
| chemical resistance               | good resistance to oil, gasoline and chemicals   |
| Nominal voltage                   | UL 300 V AC  |
| Test voltage                      | 2000 V AC  |
| Current load capacity             | to DIN VDE 0298-4  |
| Temperature range (fixed)         | -30...+80 °C   |
| Temperature range (mobile)        | -5...+80 °C  |
| Bending radius (fixed)            | 10× outer Ø  |
| Bending radius (dynamic)          | 15× outer Ø  |
| No. of bending cycles (C-track)   | max. 2 Mio. (25 °C)  |
| Travel speed (C-track)            | max. 3.3 m/s   |
| Acceleration (C-track)            | max. 5 m/s <sup>2</sup>  |