

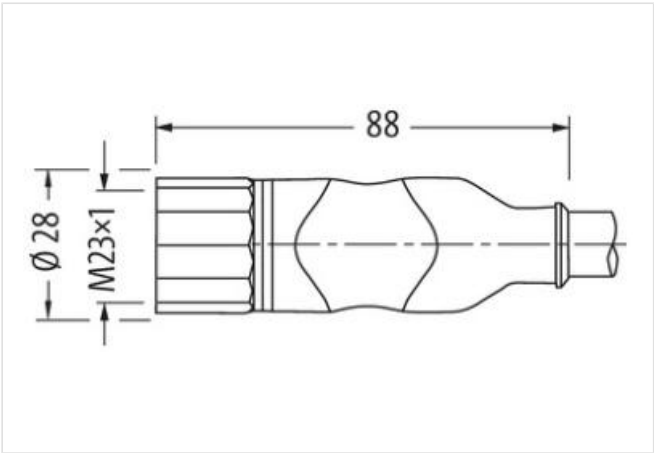
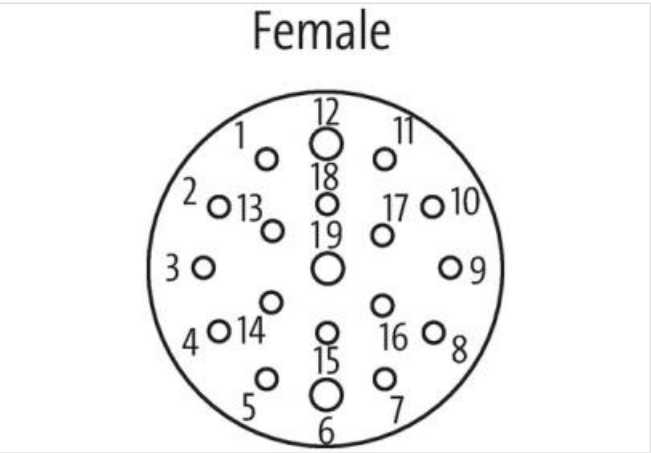

M23 female 0° with cable shielded

PUR 0.34+0.75 shielded gy UL/CSA+drag ch. 25m

Female straight  
M23, 19-pole  
19-pole used  
for 8-way distribution boxes, 5-pole  
Shield on M23 cap nut  
Further cable lengths on request.  
Plastic housings with good resistance against chemicals and oils.  
The resistance to aggressive media should be individually tested for your application. Further details on request.

Link to Product

Illustration



Product may differ from Image

Cable length 25 m

Side 1

|                          |                   |
|--------------------------|-------------------|
| Tightening torque        | 2 Nm              |
| Mounting method          | inserted, screwed |
| Family construction form | M23               |
| Thread                   | M23 x 1           |

|   |  |
|---|--|
| Material  | PUR  |
| Width across flats                              | SW27   |
| Degree of protection (EN IEC 60529)             | IP65, IP67   |
| <b>Commercial data</b>                          |  |
| ECLASS-6.0                                      | 27143423   |
| ECLASS-7.0                                      | 27449001   |
| ECLASS-8.0                                      | 27449001   |
| ECLASS-9.0                                      | 27440321   |
| ECLASS-10.1                                     | 27060311   |
| ECLASS-11.1                                     | 27060311   |
| ECLASS-12.0                                     | 27060311   |
| ETIM-5.0  | EC001855   |
| customs tariff number                           | 85444290   |
| GTIN  | 4048879700399  |
| Packaging unit                                  | 1  |
| <b>Electrical data   Supply</b>                 |  |
| Operating voltage AC max.                       | 125 V  |
| Operating voltage DC max.                       | 125 V  |
| Current operating per contact max.              | 10 A   |
| <b>Installation   Connection</b>                |  |
| Mounting set                                    | M23 x 1  |
| <b>Device protection   Electrical</b>           |  |
| Additional condition protection degree          | inserted, screwed  |
| <b>Mechanical data   Material data</b>          |  |
| Coating of fitting                              | nickel plated  |
| Material screw connection                       | Brass  |
| <b>Mechanical data   Mounting data</b>          |  |
| Mounting method                                 | inserted, screwed, Shaking protection  |
| <b>Environmental characteristics   Climatic</b> |  |
| Operating temperature min.                      | -25 °C   |
| Operating temperature max.                      | 85 °C  |
| Additional condition temperature range          | depending on cable quality   |
| <b>Important installation notes</b>             |  |
| Note on strain relief                           | Protect the connectors by suitable measures from mechanical loads, e.g. by the usage of cable ties.  |
| Note on bending radius                          | <b>Attention:</b> Observe the permissible bending radii when laying cables, as the IP protection class can be endangered by excessive bending forces.                                |
| <b>Installation   Cable</b>                     |  |
| wire arrangement                                | (gray-pink, violet, brown-gray, black, gray-white, red, brown-yellow, pink, yellow-white, gray, brown-green, yellow, green-white, green, red-blue, white), brown, blue, green-yellow |
| Cable identification                            | 401  |
| Jacket Color                                    | gray   |
| Type of Certificate                             | cURus  |
| Amount stranding                                | 1  |
| Stranding                                       | 3 wires twisted  |
| Stranding factor min.                           | 80 mm  |
| Stranding factor max.                           | 80 mm  |
| Amount stranding (type 2)                       | 1  |
| Stranding (type 2)                              | 16 wires around Stranding combination counter-rotating twisted   |
| Stranding factor min. (type 2)                  | 120 mm   |
| Stranding factor max. (type 2)                  | 120 mm   |
| Cable shielding (type)                          | copper braid, tinned   |

|   |  |
|---|--|
| Cable shielding (coverage)                        | 80 %   |
| Banding   | Fleece   |
| wire arrangement                                  | (gray-pink, violet, brown-gray, black, gray-white, red, brown-yellow, pink, yellow-white, gray, brown-green, yellow, green-white, green, red-blue, white), brown, blue, green-yellow |
| Cable weight                                      | 237,6 g/m  |
| Material jacket                                   | PUR  |
| Shore hardness jacket                             | 94 ± 5 Shore A   |
| Freedom from ingredients (jacket)                 | lead-free, cadmium-free, CFC-free, halogen-free, silicone-free, LABS-free  |
| Outer-diameter (jacket)                           | 11,7 mm  |
| Tolerance outer diameter (sheath)                 | ± 5 %  |
| Material wire insulation                          | PP   |
| Amount wires                                      | 3  |
| Outer diameter insulation                         | 2,6 mm   |
| Outer diameter tolerance core insulation          | ± 5 %  |
| Shore hardness wire insulation                    | 55 ± 5 Shore D   |
| Ingredient freeness wire insulation               | lead-free, cadmium-free, CFC-free, halogen-free, silicone-free   |
| Amount strands (wire)                             | 96   |
| Diameter of single wires                          | 0,1 mm   |
| Conductor crosssection (wire)                     | 0,75 mm²   |
| Material conductor wire                           | Stranded copper wire, bare   |
| Conductor type (wire)                             | strand class 6   |
| Material wire insulation (Data)                   | PP   |
| Outer diameter wire insulation (Data)             | 1,3 mm   |
| Tolerance outer diameter wire insulation (data)   | ± 5 %  |
| Shore hardness wire insulation (Data)             | 55 ± 5 Shore D   |
| Ingredient freeness wire insulation (Data)        | lead-free, cadmium-free, CFC-free, halogen-free, silicone-free   |
| Amount wires (Data)                               | 16   |
| Amount strands wire (Data)                        | 42   |
| Diameter of single wires (Data)                   | 0,1 mm   |
| Conductor crosssection wire (Data)                | 0,34 mm²   |
| Material conductor wire (Data)                    | Stranded copper wire, bare   |
| Wire conductor type (Data)                        | strand class 6   |
| Max. rated voltage (conductor - conductor)        | 300 V  |
| Max. rated voltage (conductor - ground)           | 300 V  |
| Current load capacity (standard)                  | to DIN VDE 0298-4  |
| Current load capacity min. wire                   | 12 A   |
| Current load capacity min. Wire (Data)            | 4 A  |
| Electrical resistance line constant wire          | 26 Ω/km @ 20 °C  |
| Electrical resistance coating wire (Data)         | 53 Ω/km @ 20 °C  |
| AC withstand voltage (wire - wire)                | 2 kV @ 60 s  |
| Power frequency withstand voltage (wire - jacket) | 2 kV @ 60 s  |
| AC withstand voltage (wire - shield)              | 2 kV @ 60 s  |
| Min. operating temperature (static)               | -40 °C   |
| Max. operating temperature (fixed)                | 90 °C  |
| Operating temperature min. (dynamic)              | -40 °C   |
| Operating temperature max. (dynamic)              | 90 °C  |
| Flame resistance                                  | UL 1581 § 1090   UL 1581 § 1100 FT2   IEC 60332-2-2  |
| chemical resistance                               | Good, application-related testing  |
| Gasoline resistance                               | Good, application-related testing  |
| Oil resistance                                    | DIN EN 60811-404   Good, application-related testing   |
| Bending radius (installation)                     | x Outer diameter   |
| Bending radius (fixed)                            | 10 x Outer diameter  |
| Bending radius (dynamic)                          | 12 x Outer diameter  |
| No. of bending cycles (C-track)                   | 5 Mio. @ 25 °C   |

The information in this Product-PDF has been compiled with the utmost care.

Liability for the correctness completeness and topicality of the information is restricted to gross negligence. Version: 2024-05-19

Murrelektronik Power Oy | Jussilankatu 6 | 15680 Lahti | Fon +358 20 7789810 | Fax +358 20 7789811 | shop@murrelektronik.fi | shop.murrelektronik.fi

|                               |                            |
|-------------------------------|----------------------------|
| Traversing distance (C-track) | 1,8 m @ 25 °C   horizontal |
| Travel speed (C-track)        | 2 m/s @ 25 °C              |