

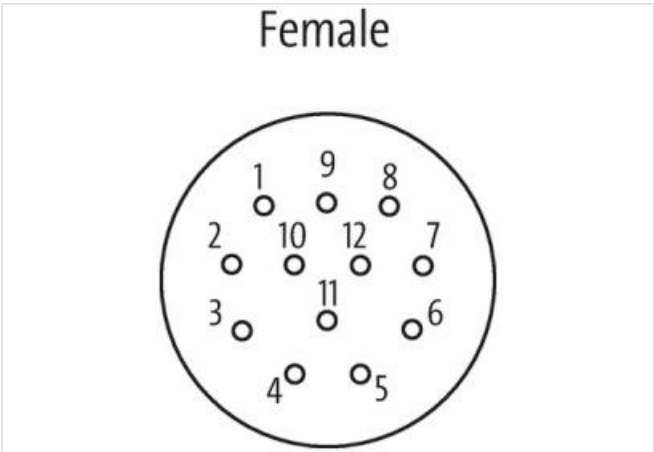
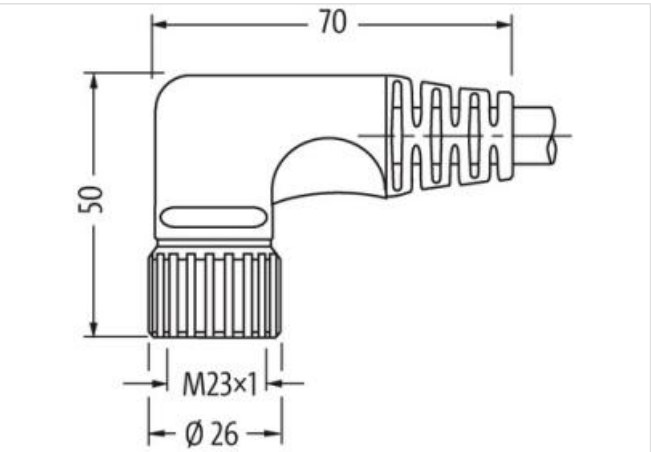
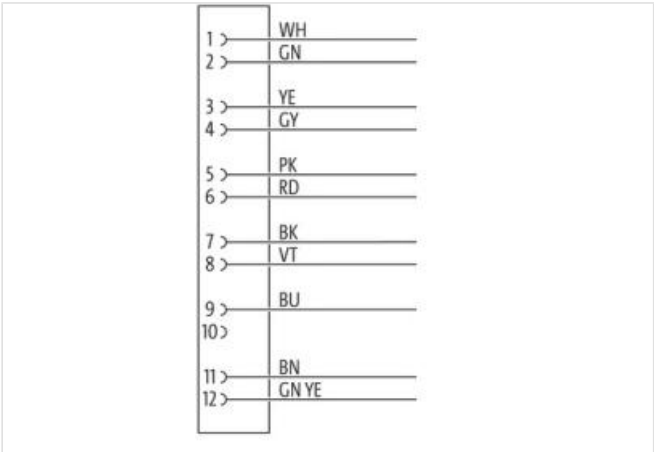

M23 female 90° with cable

PUR 8x0.34+3x0.75 gy drag ch. 5m

Female 90°
M23, 12-pole
11-pole used
for 8-way distribution box, 4-pole
Further cable lengths on request.
Plastic housings with good resistance against chemicals and oils.
The resistance to aggressive media should be individually tested for your application. Further details on request.

Link to Product

Illustration



Product may differ from Image

| | |
|--------------------------|-------------------|
| Cable length | 5 m |
| Side 1 | |
| Tightening torque | 2 Nm |
| Mounting method | inserted, screwed |
| Family construction form | M23 |
| Thread | M23 x 1 |
| Material | PUR |

| | |
|---|---|
| Width across flats | SW27 |
| Degree of protection (EN IEC 60529) | IP65, IP67 |
| Commercial data | |
| ECLASS-6.0 | 27279218 |
| ECLASS-7.0 | 27279218 |
| ECLASS-8.0 | 27279218 |
| ECLASS-9.0 | 27060311 |
| ECLASS-10.1 | 27060311 |
| ECLASS-11.1 | 27060311 |
| ECLASS-12.0 | 27060311 |
| ETIM-5.0 | EC001855 |
| customs tariff number | 85444290 |
| GTIN | 4048879188302 |
| Packaging unit | 1 |
| Electrical data Supply | |
| Operating voltage AC max. | 125 V |
| Operating voltage DC max. | 125 V |
| Current operating per contact max. | 7,5 A |
| Installation Connection | |
| Mounting set | M23 x 1 |
| Device protection Electrical | |
| Additional condition protection degree | inserted, screwed |
| Mechanical data Material data | |
| Coating locking | nickel plated |
| Coating of fitting | nickel plated |
| Locking material | Brass |
| Material screw connection | Brass |
| Mechanical data Mounting data | |
| Mounting method | inserted, screwed, Shaking protection |
| Environmental characteristics Climatic | |
| Operating temperature min. | -25 °C |
| Operating temperature max. | 85 °C |
| Additional condition temperature range | depending on cable quality |
| Important installation notes | |
| Note on strain relief | Protect the connectors by suitable measures from mechanical loads, e.g. by the usage of cable ties. |
| Note on bending radius | Attention: Observe the permissible bending radii when laying cables, as the IP protection class can be endangered by excessive bending forces. |
| Installation Cable | |
| STOOW style jacket | Hybrid, Signal, Power |
| Cable identification | 362 |
| Cable Type | 2 |
| Jacket Color | gray |
| Type of Certificate | cURus |
| Amount stranding | 1 |
| Stranding | 2 wires with Filler twisted |
| Amount stranding (type 2) | 1 |
| Stranding (type 2) | 9 wires around Stranding combination twisted |
| Filler | yes |
| wire arrangement | white, violet, (green, yellow, gray, pink, red, black, brown, blue, green-yellow) |
| Cable weight | 115,5 g/m |
| Material jacket | PUR |

| | |
|---|--|
| Shore hardness jacket | 87 ± 5 Shore A |
| Freedom from ingredients (jacket) | lead-free, cadmium-free, CFC-free, silicone-free |
| Outer-diameter (jacket) | 8,1 mm |
| Tolerance outer diameter (sheath) | ± 5 % |
| Material inner jacket | PVC |
| Color (inner jacket) | gray |
| Material wire insulation | PVC |
| Amount wires | 8 |
| Outer diameter insulation | 1,3 mm |
| Outer diameter tolerance core insulation | ± 5 % |
| Shore hardness wire insulation | 43 ± 5 Shore D |
| Material properties wire insulation | good machinability |
| Ingredient freeness wire insulation | lead-free, cadmium-free, CFC-free, silicone-free |
| Amount strands (wire) | 19 |
| Diameter of single wires | 0,15 mm |
| Conductor crosssection (wire) | 0,34 mm ² |
| Material conductor wire | Stranded copper wire, bare |
| Conductor type (wire) | Strand class 5 |
| Material wire insulation (Power) | PVC |
| Outer diameter wire insulation (Power) | 1,8 mm |
| Tolerance outer diameter wire insulation (Power) | ±5 % |
| Shore hardness wire insulation (Power) | 43±5 Shore D |
| Material properties wire insulation (Power) | good machinability |
| Ingredient freeness wire insulation (Power) | lead-free, cadmium-free, CFC-free, silicone-free |
| Amount strands wire (Power) | 24 |
| Diameter of single wires (Power) | 0,2 mm |
| Wire conductor cross section (Power) | 0,75 mm ² |
| Material conductor wire (Power) | Stranded copper wire, bare |
| Conductor type wire (Power) | Strand class 5 |
| Traversing distance (C-track) | 5 m @ 25 °C |
| Travel speed (C-track) | 3 |
| Max. rated voltage (conductor - conductor) | 300 V |
| Max. rated voltage (conductor - ground) | 300 V |
| Current load capacity (standard) | to DIN VDE 0298-4 |
| Current load capacity min. wire | 4 A |
| Electrical resistance line constant wire | 57 Ω/km @ 20 °C |
| Electrical resistance coating wire (Power) | 26 Ω/km @20 °C |
| AC withstand voltage (wire - wire) | 2 kV @ 60 s |
| Power frequency withstand voltage (wire - jacket) | 2 kV @ 60 s |
| Loop resistance | 7,8 A |
| Min. operating temperature (static) | -30 °C |
| Max. operating temperature (fixed) | 80 °C |
| Operating temperature min. (dynamic) | -5 °C |
| Operating temperature max. (dynamic) | 70 °C |
| Flame resistance | UL 1581 § 1090 IEC 60332-2-2 UL 1581 § 1100 FT2 |
| chemical resistance | Good, application-related testing |
| Gasoline resistance | Good, application-related testing |
| Oil resistance | Good, application-related testing DIN EN 60811-404 |
| Bending radius (fixed) | 5 x Outer diameter |
| Bending radius (dynamic) | 10 x Outer diameter |
| Travel speed (C-track) | 2 Mio. @ 25 °C |