

**M12 male 0° D-cod. with cable shielded**

PUR 1x4xAWG22 shielded gn UL/CSA 7.5m

Ethernet CAT5

Transmission properties with channel transmission up to 100 m

Male straight

M12, 4-pole

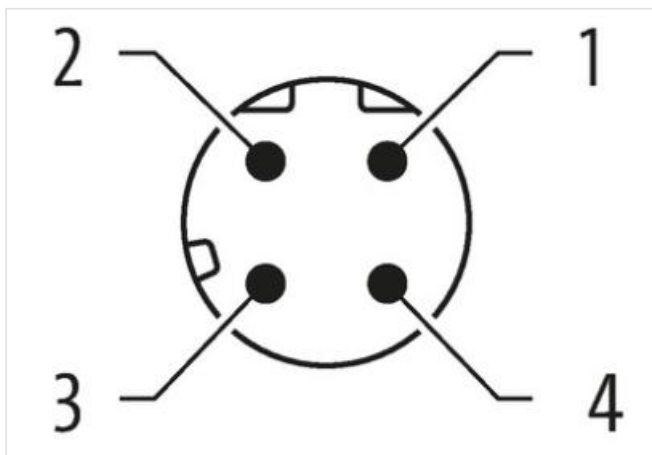
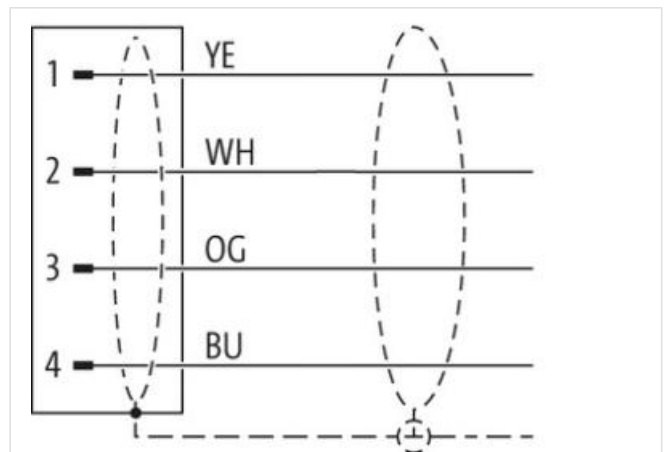
D-coded

shielded

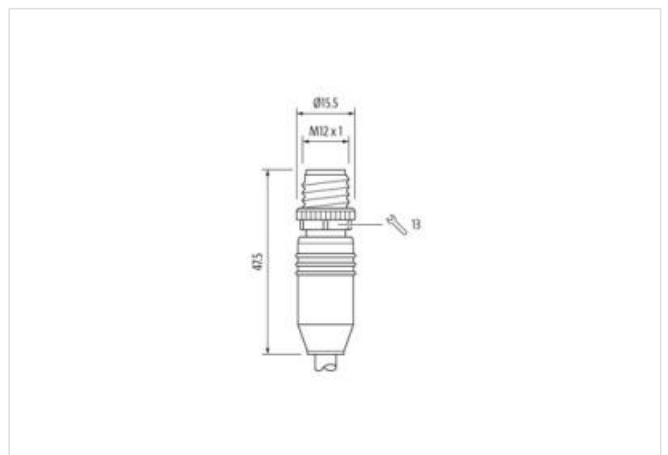
Further cable lengths on request.

Plastic housings with good resistance against chemicals and oils.

The resistance to aggressive media should be individually tested for your application. Further details on request.

[Link to Product](#)**Illustration**

Product may differ from Image



Cable length

7,5 m

|  |  |
|--|--|
| <b>Side 1</b>  |  |
| Tightening torque  | 0,6 Nm   |
| Mounting method  | inserted, screwed                                |
| Family construction form                                 | M12  |
| Thread   | M12 x 1  |
| Coding   | D  |
| Material   | PUR  |
| Width across flats                                       | SW13   |
| Degree of protection (EN IEC 60529)                      | IP65, IP66K, IP67                                |
| <b>Commercial data</b>                                   |  |
| ECLASS-6.0   | 27061801   |
| ECLASS-6.1   | 27060307   |
| ECLASS-7.0   | 27060307   |
| ECLASS-8.0   | 27060307   |
| ECLASS-9.0   | 27060307   |
| ECLASS-10.1  | 27060307   |
| ECLASS-11.1  | 27060307   |
| ECLASS-12.0  | 27060307   |
| ETIM-5.0   | EC002599   |
| customs tariff number                                    | 85444290   |
| GTIN   | 4048879327909                                    |
| Packaging unit   | 1  |
| <b>Electrical data   Supply</b>                          |  |
| Operating voltage DC max.                                | 60 V   |
| Current operating per contact max.                       | 1,5 A  |
| <b>Industrial communication</b>                          |  |
| Transfer parameters                                      | CAT5, Class D (ISO/IEC 11801:2002), (EN 50173-1) |
| Data transmission rate max.                              | 100 MBit/s                                       |
| <b>Industrial communication   Ethernet functionality</b> |  |
| duplex   | Full duplex                                      |
| <b>Installation   Connection</b>                         |  |
| Mounting set   | M12 x 1  |
| <b>Device protection   Electrical</b>                    |  |
| Additional condition protection degree                   | inserted, screwed                                |
| Pollution Degree   | 3  |
| Rated surge voltage                                      | 1,5 kV   |
| Material group (IEC 60664-1)                             | I  |
| <b>Mechanical data</b>                                   |  |
| Contour for corrugated hose                              | without  |
| <b>Mechanical data   Material data</b>                   |  |
| Coating locking  | Nickel   |
| Coating of fitting                                       | nickel plated                                    |
| Locking material   | Zinc die-casting                                 |
| Material screw connection                                | Zinc die-casting                                 |
| <b>Mechanical data   Mounting data</b>                   |  |
| Mounting method  | inserted, screwed, Shaking protection            |
| <b>Environmental characteristics   Climatic</b>          |  |
| Operating temperature min.                               | -25 °C   |
| Operating temperature max.                               | 85 °C  |
| Additional condition temperature range                   | depending on cable quality                       |

| Conformity  |  |
|---|--|
| Product standard  | DIN EN 61076-2-101 (M12)                                       |
| Installation   Cable                                    |  |
| Cable identification                                    | 794  |
| Jacket Color  | green  |
| Type of Certificate                                     | cURus  |
| Amount stranding  | 1  |
| Stranding   | 4 wires around Filler twisted                                  |
| Cable shielding (type)                                  | copper braid, tinned   |
| Cable shielding (coverage)                              | 85 %   |
| Banding   | Fleece, Foil   |
| Filler  | yes  |
| wire arrangement  | white, yellow, blue, orange                                    |
| Cable weight  | 75,87 g/m  |
| Material jacket   | PUR  |
| Shore hardness jacket                                   | 89 Shore A   |
| Freedom from ingredients (jacket)                       | lead-free, cadmium-free, CFC-free, halogen-free, silicone-free |
| Outer-diameter (jacket)                                 | 6,7 mm   |
| Tolerance outer diameter (sheath)                       | ± 5 %  |
| Material inner jacket                                   | FRNC   |
| Color (inner jacket)                                    | white  |
| Material wire insulation                                | PE   |
| Amount wires  | 4  |
| Outer diameter insulation                               | 1,55 mm  |
| Outer diameter tolerance core insulation                | ± 5 %  |
| Shore hardness wire insulation                          | 65 Shore D   |
| Ingredient freeness wire insulation                     | lead-free, CFC-free, halogen-free                              |
| Amount strands (wire)                                   | 7  |
| Diameter of single wires                                | 22 AWG   |
| Conductor crosssection (wire)                           | 22 AWG   |
| Material conductor wire                                 | Stranded copper wire, bare                                     |
| Current load capacity (standard)                        | to DIN VDE 0298-4  |
| Current load capacity min. wire                         | 4,8 A  |
| Characteristic impedance                                | 100 Ω ± 15 %   |
| Electrical resistance line constant wire                | 55 Ω/km @ 20 °C  |
| Nominal voltage power AC max.                           | 300 V  |
| Electrical capacity line constant (wire - wire) (power) | 52000 pF/km  |
| AC withstand voltage power (wire - shield)              | 2 kV @ 60 s  |
| Power frequency withstand voltage power (wire - jacket) | 2 kV @ 60 s  |
| AC withstand voltage power (wire - wire)                | 2 kV @ 60 s  |
| Min. operating temperature (static)                     | -40 °C   |
| Max. operating temperature (fixed)                      | 80 °C  |
| Operating temperature min. (dynamic)                    | -30 °C   |
| Operating temperature max. (dynamic)                    | 70 °C  |
| Flame resistance  | UL 1581 § 1090   IEC 60332-2-2   UL 1581 § 1100 FT2            |
| chemical resistance                                     | Good, application-related testing                              |
| Gasoline resistance                                     | Good, application-related testing                              |
| Oil resistance  | Good, application-related testing   DIN EN 60811-404           |
| Bending radius (fixed)                                  | 6 x Outer diameter   |
| Bending radius (dynamic)                                | 12 x Outer diameter  |