

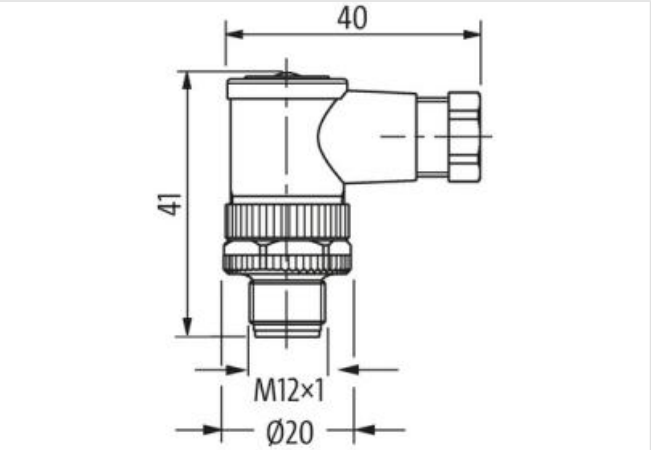
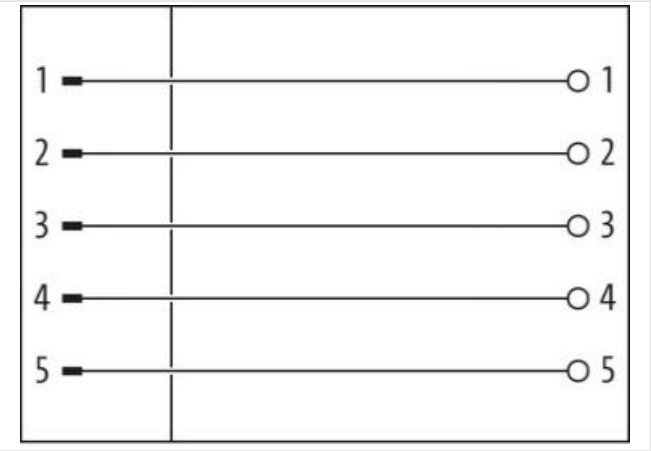
**M12 male 90° A-cod. screw terminal**

5-pol., max. 0,75mm² 6 - 8mm

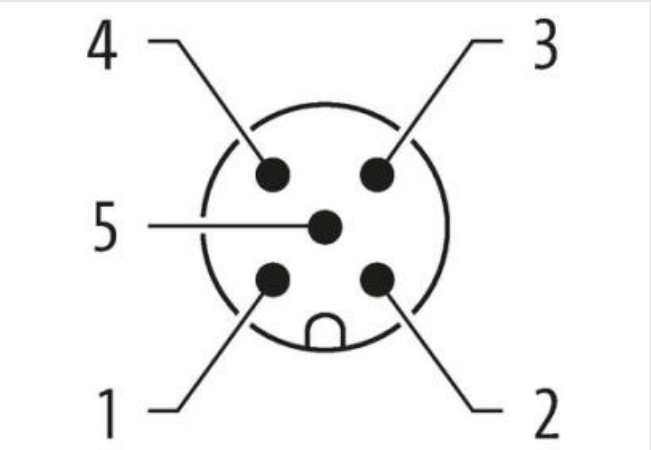
Male 90°  
M12, 5-pole  
Screw terminals  
Sealing range (cable Ø): 6...8 mm  
Plastic housings with good resistance against chemicals and oils.  
The resistance to aggressive media should be individually tested for your application. Further details on request.

**Link to Product**

**Illustration**



Product may differ from Image



**Side 1**

Family construction form	M12
Degree of protection (EN IEC 60529)	IP67

**Commercial data**

ECLASS-6.0	27279221
------------	----------



ECLASS-6.1	27260702
ECLASS-7.0	27440102
ECLASS-8.0	27440102
ECLASS-9.0	27440116
ECLASS-10.1	27440102
ECLASS-11.1	27440102
ECLASS-12.0	27440116
ETIM-5.0	EC002635
customs tariff number	85366990
GTIN	4048879201575
Packaging unit	1

**Electrical data | Supply**

Operating voltage AC max.	60 V
Operating voltage DC max.	60 V
Operating voltage AC max. (UL-listed)	125 V
Operating voltage DC max. (UL-listed)	125 V
Current operating per contact max.	4 A
Current operating per contact max. (URc.)	3 A

**Installation**

Connection cross section max.	0,75 mm <sup>2</sup>
-------------------------------	----------------------

**Installation | Connection**

Tightening torque	0,6 Nm
Width across flats	SW18

**Device protection | Electrical**

Additional condition protection degree	inserted, screwed
Pollution Degree	3
Rated surge voltage	1,5 kV
Overvoltage category (EN 60664-1)	III
Overvoltage category (EN 60950-1)	II

**Mechanical data | Material data**

Material housing	PA
------------------	----

**Mechanical data | Mounting data**

Mounting method	inserted, screwed, Shaking protection
Clamping range min.	6 mm
Clamping range max.	8 mm
Height	41 mm
Width	40 mm
Depth	20 mm

**Environmental characteristics | Climatic**

Operating temperature min.	-40 °C
Operating temperature max.	85 °C

**Important installation notes**

Note on strain relief	Protect the connectors by suitable measures from mechanical loads, e.g. by the usage of cable ties.
Note on bending radius	<b>Attention:</b> Observe the permissible bending radii when laying cables, as the IP protection class can be endangered by excessive bending forces.