

**M12 female 90° A-cod. with cable LED**

PUR 4x0.34 bk UL/CSA 25m

**⚠ NOTICE ⚠****PRODUCT IS DISCONTINUED. PLEASE HAVE A LOOK AT THE ALTERNATIVE PRODUCTS.**

Female 90°

M12, 4-pole

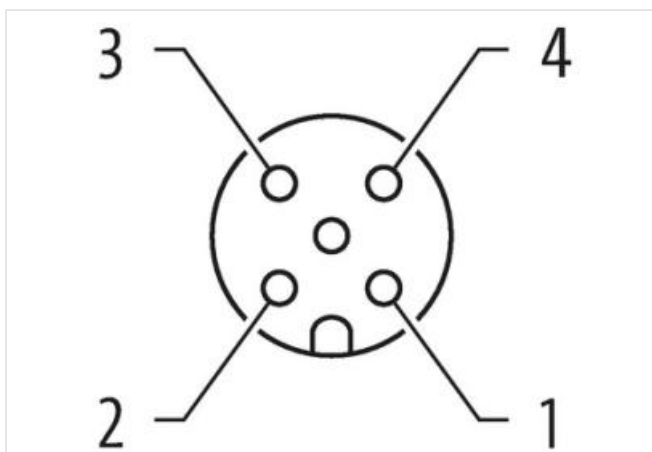
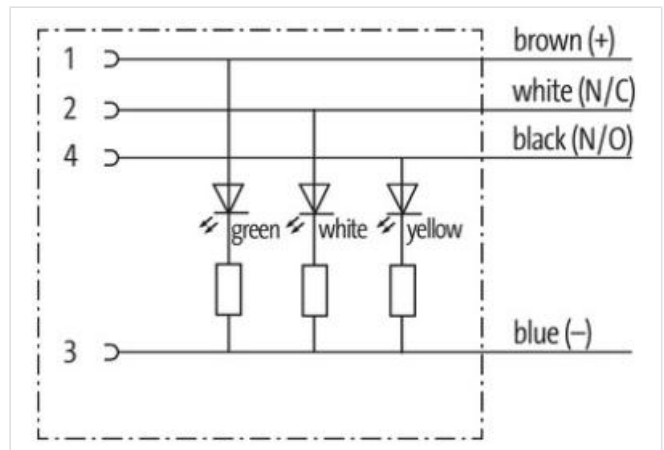

3× LED (PNP)

Art-No. 7005 - M12 Lite - (plastic hexagonal screw) on request

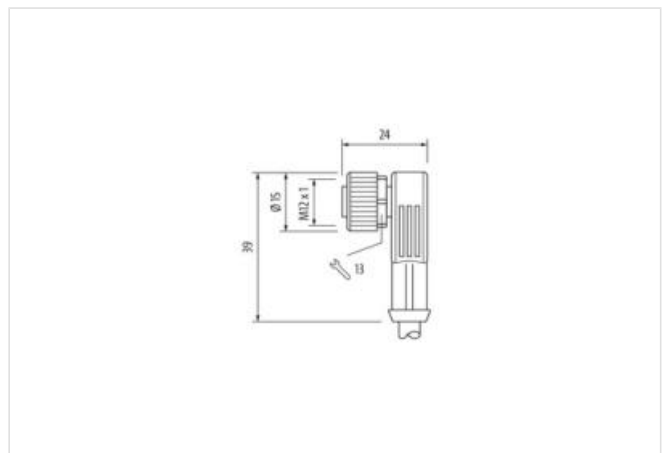
Plastic housings with good resistance against chemicals and oils.

The resistance to aggressive media should be individually tested for your application. Further details on request.

Further cable lengths on request.

[Link to Product](#)**Illustration**

Product may differ from Image



Cable length 25 m

#### Side 1

|   |                   |
|---|-------------------|
| Tightening torque                         | 0,6 Nm            |
| Mounting method                           | inserted, screwed |
| Family construction form                  | M12               |
| Thread                                    | M12 x 1           |
| suitable for corrugated tube (internal Ø) | 10 mm             |
| Coding                                    | A                 |
| Material                                  | PUR               |
| Width across flats                        | SW13              |
| Degree of protection (EN IEC 60529)       | IP65, IP66K, IP67 |

#### Commercial data

|                       |               |
|-----------------------|---------------|
| ECLASS-6.0            | 27279218      |
| ECLASS-6.1            | 27279218      |
| ECLASS-7.0            | 27279218      |
| ECLASS-8.0            | 27279218      |
| ECLASS-9.0            | 27060311      |
| ECLASS-10.1           | 27060311      |
| ECLASS-11.1           | 27060311      |
| ECLASS-12.0           | 27060311      |
| ETIM-5.0              | EC001855      |
| customs tariff number | 85444290      |
| GTIN                  | 4048879202633 |
| Packaging unit        | 1             |

#### Electrical data | Supply

|                                       |      |
|---------------------------------------|------|
| Operating voltage DC                  | 24 V |
| Operating voltage DC min.             | 18 V |
| Operating voltage DC max.             | 30 V |
| Operating voltage DC max. (UL-listed) | 30 V |
| Current operating per contact max.    | 4 A  |

#### Diagnostics

|                       |                      |
|-----------------------|----------------------|
| Status indication LED | green, white, yellow |
|-----------------------|----------------------|

#### Installation | Connection

|              |         |
|--------------|---------|
| Mounting set | M12 x 1 |
|--------------|---------|

#### Device protection | Electrical

|  |                   |
|--|-------------------|
| Additional condition protection degree | inserted, screwed |
| Pollution Degree                       | 3                 |
| Rated surge voltage                    | 0,8 kV            |
| Material group (IEC 60664-1)           | I                 |

#### Mechanical data | Material data

|                           |                  |
|---------------------------|------------------|
| Coating locking           | Nickeled         |
| Coating of fitting        | nickel plated    |
| Locking material          | Zinc die-casting |
| Material screw connection | Zinc die-casting |

#### Mechanical data | Mounting data

|                 |                                       |
|-----------------|---------------------------------------|
| Mounting method | inserted, screwed, Shaking protection |
|-----------------|---------------------------------------|

#### Environmental characteristics | Climatic

|  |                            |
|--|----------------------------|
| Operating temperature min.             | -25 °C                     |
| Operating temperature max.             | 85 °C                      |
| Additional condition temperature range | depending on cable quality |

**Conformity**

Product standard DIN EN 61076-2-101 (M12)

**Cable**

|                                   |  |
|-----------------------------------|--|
| Cable identification              | 624  |
| Cable Type                        | 2 (PUR/PVC)  |
| Approval (cable)                  | UL (AWM-Style 20549/1731), CSA; CE conform   |
| Cable weight [g/m]                | 42,68 g  |
| Material wire                     | Cu wire, bare  |
| Resistor (core)                   | max. 57 $\Omega$ /km (20 °C)   |
| Single wire Ø (core)              | 0.1 mm   |
| Construction (core)               | 42× 0.1 mm (multi-strand wire class 6)   |
| Diameter (core)                   | 4× 0.34 mm <sup>2</sup>  |
| AWG                               | similar to AWG 22  |
| Material wire isolation           | PVC  |
| Material property wire insulation | CFC-, cadmium-, silicone- and lead-free  |
| Shore hardness wire isolation     | 43 ±5 D  |
| Wire-Ø incl. isolation            | 1.25 mm ±5%  |
| Color/numbering of wires          | br, bk, bl, wh   |
| Stranding combination             | 4 wires twisted  |
| Shield                            | no   |
| Material jacket                   | PUR/PVC  |
| Material property (jacket)        | CFC-, halogen-, cadmium-, silicone- and lead-free, matt, low-adhesion, machine easy to process, abrasion-resistant, hydrolysis and microbial resistant |
| Shore hardness jacket             | 80 ±5 A (PVC-under jacket); 85 ±5 A (PUR-jacket)   |
| Outer-Ø (jacket)                  | 4.6 mm ±5%   |
| Color jacket                      | black  |
| chemical resistance               | good resistance to oil, gasoline and chemicals   |
| Nominal voltage                   | UL 300 V AC  |
| Test voltage                      | 2000 V AC  |
| Current load capacity             | to DIN VDE 0298-4  |
| Temperature range (fixed)         | -30...+80 °C   |
| Temperature range (mobile)        | -5...+80 °C  |
| Bending radius (fixed)            | 10× outer Ø  |
| Bending radius (dynamic)          | 15× outer Ø  |
| No. of bending cycles (C-track)   | max. 2 Mio. (25 °C)  |
| Travel speed (C-track)            | max. 3.3 m/s   |
| Acceleration (C-track)            | max. 5 m/s <sup>2</sup>  |