

Drive Cliq IP20 / M12 female 0° Y-cod. shielded

PVC AWG24+22 shielded gn UL/CSA+drag ch. 31m

Female straight – male straight

M12, 8-pole

The resistance to aggressive media should be individually tested for your application. Further details on request.

Plastic housings with good resistance against chemicals and oils.

DRIVE-CLiQ IP20, 10-pole

Y-coded

partly used

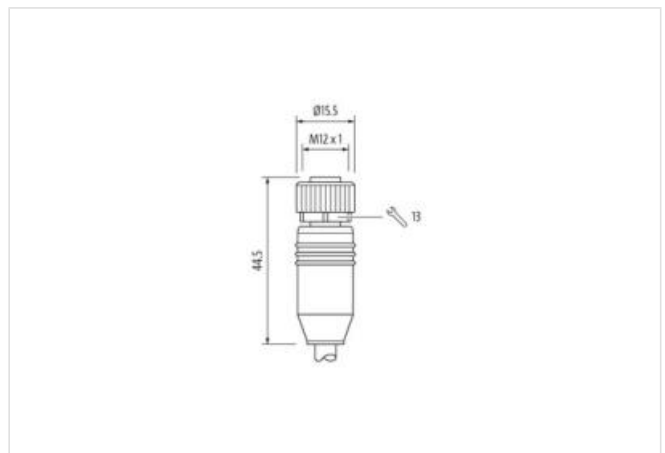
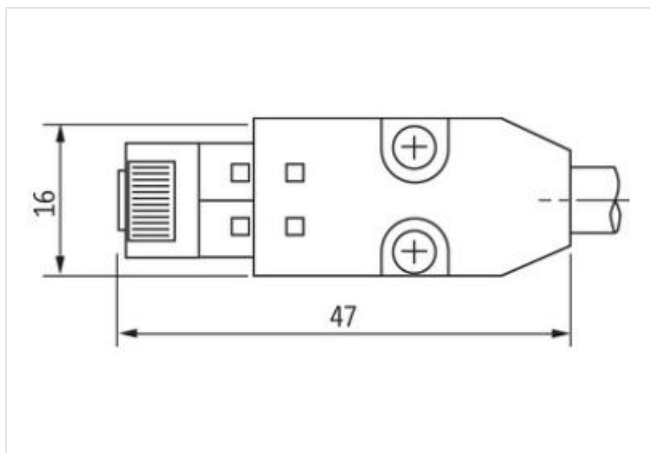
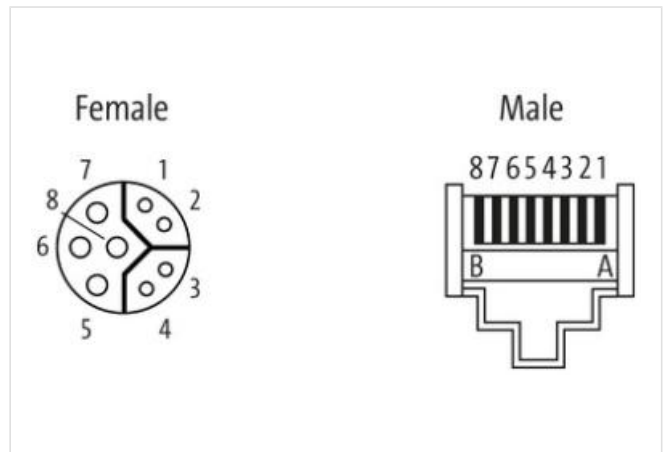
shielded

without cable sleeves

Ethernet CAT5

Transmission properties with channel transmission up to 50 m

Further cable lengths on request.

[Linkki tuotteeseen](#)**Kuvat**

Tuote voi erota kuvassa olevasta

Cable length 31 m

Side 1

Tightening torque 0,6 Nm

Family construction form	M12
Thread	M12 x 1
Coding	Y
Width across flats	SW13
Degree of protection (EN IEC 60529)	IP67

Side 2

Family construction form	DRIVE-CLiQ
Degree of protection (EN IEC 60529)	IP20

Kaupalliset tiedot

ECLASS-6.0	27061801
ECLASS-6.1	27060307
ECLASS-7.0	27060307
ECLASS-8.0	27060307
ECLASS-9.0	27060307
ECLASS-10.1	27060307
ECLASS-11.1	27060307
ECLASS-12.0	27060307
ETIM-5.0	EC000830
GTIN	4048879780445
Pakkauskoko	1
Tullinumero	85444290

Electrical data | Supply

Operating voltage AC max.	50 V
Operating voltage DC max.	50 V
Operating current per data contact max.	0,5 A
Operating current per signal contact max.	1,76 A

Industrial communication

Transfer parameters	CAT5, Class D (ISO/IEC 11801:2002), (EN 50173-1)
Data transmission rate max.	100 MBit/s

Industrial communication | Ethernet functionality

duplex	Full duplex
--------	-------------

Device protection | Electrical

Pollution Degree	3
Rated surge voltage	0,5 kV
Material group (IEC 60664-1)	II

Mechanical data

Contour for corrugated hose	without
-----------------------------	---------

Mechanical data | Material data

Coating locking	Nickeled
Material gasket	FKM
Material housing	PUR
Locking material	Zinc die-casting

Mechanical data | Mounting data

Mounting method	inserted, screwed, Shaking protection
-----------------	---------------------------------------

Environmental characteristics | Climatic

Operating temperature min.	-20 °C
Operating temperature max.	80 °C
Additional condition temperature range	depending on cable quality

Important installation notes

Note on strain relief	Protect the connectors by suitable measures from mechanical loads, e.g. by the usage of cable ties.
-----------------------	---

Note on bending radius

Attention: Observe the permissible bending radii when laying cables, as the IP protection class can be endangered by excessive bending forces.

Installation Cable	
wire arrangement	(green, yellow), (pink, blue), (red, black)
Cable identification	881
Function cable	Hybrid, Data, Power
Jacket Color	green
Type of Certificate	cURus
Amount stranding	3
Stranding	2 wires with Filler twisted
Stranding (type 2)	3 Stranded joints with Filler twisted
Cable shielding (type)	copper braid, tinned
Cable shielding (coverage)	85 %
Filler	yes
wire arrangement	(green, yellow), (pink, blue), (red, black)
Material jacket	PVC
Freedom from ingredients (jacket)	lead-free, CFC-free, silicone-free
Outer-diameter (jacket)	6,95 mm
Tolerance outer diameter (sheath)	± 5 %
Material wire insulation	PE
Amount wires	4
Outer diameter insulation	1,03 mm
Outer diameter tolerance core insulation	± 5 %
Ingredient freeness wire insulation	lead-free, CFC-free, halogen-free, silicone-free
Amount strands (wire)	7
Diameter of single wires	24 AWG
Conductor crosssection (wire)	24 AWG
Material conductor wire	Stranded copper wire, bare
Electrical function wire	Data
Material wire insulation (Power)	PE
Outer diameter wire insulation (Power)	1,03 mm
Tolerance outer diameter wire insulation (Power)	±5 %
Ingredient freeness wire insulation (Power)	lead-free, CFC-free, halogen-free
Amount wires (Power)	2
Amount strands wire (Power)	7
Diameter of single wires (Power)	22 AWG
Wire conductor cross section (Power)	22 AWG
Material conductor wire (Power)	copper stranded wire, tinned
Nominal voltage AC max.	30 V
Electrical function wire	Data
Characteristic impedance	100 Ω ± 15 % @ 1 MHz
Electrical resistance line constant wire	90 Ω/km @ 20 °C
Electrical resistance coating wire (Power)	55 Ω/km @20 °C
AC withstand voltage (wire - wire)	0,5 kV @ 60 s
Electric capacitance	50000 pF/km
Power frequency withstand voltage (wire - jacket)	0,5 kV @ 60 s
AC withstand voltage (wire - shield)	0,5 kV @ 60 s
Isolation resistance	1000 MΩ × km
Min. operating temperature (static)	-20 °C
Max. operating temperature (fixed)	80 °C
Operating temperature min. (dynamic)	0 °C
Operating temperature max. (dynamic)	60 °C
Flame resistance	UL 1581 § 1090 UL 1581 § 1100 FT2 IEC 60332-2-2

Tämän tietolomakkeen tiedot on laadittu suurimmalla mahdollisella huolellisuudella.
Vahingonkorvausvastuu koskien tietojen oikeellisuutta, laajuutta ja ajankohtaisuutta kattaa ainoastaan törkeän laiminlyönnin. Versio: 23.06.2024

Murrelektronik Power Oy | Jussilankatu 6 | 15680 Lahti | Fon +358 20 7789810 | Fax +358 20 7789811 | shop@murrelektronik.fi | shop.murrelektronik.fi

chemical resistance	Good, application-related testing
Gasoline resistance	Good, application-related testing
Oil resistance	Good, application-related testing DIN EN 60811-404
No. of bending cycles (C-track)	0,1 Mio.
Traversing distance (C-track)	10 m @ 25 °C horizontal
Travel speed (C-track)	0,5 m/s @ 25 °C